Itasca
Park District

2021-2022 FY
Budget

04/19/21 mfl

Itasca Park District
2021-2022 FY
Proposed Budget

Itasca
Park District

NATIONAL GOLD MEDAL
ITASCA PARK DISTRICT
2003 ~ 2009 ~ 2017
EXCELLENCE IN PARKS AND RECREATION

2020-2021 FY Re-Cap
Highlights of the Year:

- COVID-19 World Wide Pandemic
  - On-Going Restrictions/Guidelines
    - Summer 2020 - 5 Week Pool Season, 1 of 3 Public Facilities Open in DuPage
    - Fitness Center Closed March 2020 through July 1, 2021
  - Park District Vaccinated approximately 3,000 People during March/April 2021
- Reinstatement of $335,000 Museum Grant for SBNC, Bid Project & Completion April 2021
- Itasca Waterpark Bathhouse Project
  - Demolition August 2020
  - Grand Opening June 12, 2021
- FY20/21 Budgeted YE = $1.65M vs Projected YE = $3.1M (approx. $300K better due to cuts)
- Recreation Programming Revenue
  - $365,868 projected gross (*Gross was over $1M in March 2020, but due to COVID 19 decreased)
  - $214,000 projected net

2021-2022 FY Budget Summary of All Funds

FUND	4/30/20 Audited Fund Balances	Est. 2020 - 2021 Working Budget Projected Fund Balances	4/30/21 Projected Fund Balances	2021 - 2022 Projected Revenues	2021 - 2022 Projected Expenditures	4/30/22 Projected Fund Balances
Corporate	$ 273,679.00	$ 72,562	$ 346,241	$ 780,170	$ (835,160)	$ 291,251
Recreation	$ 911,627.00	$ 15,902	$ 927,529	$ 1,934,564	$ (2,018,150)	$ 843,943
Insurance	$ 18,780.00	$ (9,733)	$ 9,047	$ 69,453	$ (73,000)	$ 5,500
Audit	$ 1,616.00	$ (1,021)	$ 595	$ 14,199	$ (20,000)	$ (5,206)
SRA	$ 175,449.00	$ (176,729)	$ (1,280)	$ 227,189	$ (226,315)	$ (406)
Paving & Lighting	$ 5,966.00	$ (3,500)	$ 2,466	$ 28,399	$ (33,000)	$ (2,135)
Social Security	$ 7,855.00	$ 41,655	$ 49,510	$ 88,036	$ (115,000)	$ 22,546
IMRF	$ 21,128.00	$ (11,482)	$ 9,646	$ 181,751	$ (180,000)	$ 11,397
Bond & Interest	$ 751.00	$ (495)	$ 256	$ 945,860	$ (945,860)	$ 256
Museum	$ 91,790.00	$ 7,625	$ 99,415	$ 15,710	$ (42,867)	$ 72,258
Capital Improvement	$3,263,351.00	$ (1,569,793)	$ 1,693,558	$ 535,000	$ (1,332,857)	$ 895,701
Sher Trust	$ 8,824.00	$ (8,822)	$ 2	$ -	$ -	$ 2
TOTALS	$ 4,780,816	$ (1,643,831)	$ 3,136,985	$ 4,820,331	$ (5,822,209)	$ 2,135,107

2021-2022 FY Budget
Projected Revenue = $4,820,329

- **58.1% Revenue Comes from Taxes**
  - 2020 Tax Rate = ..4889
  - 2020 EAV increased from 2018 EAV of $540,809,087 to $567,971,735
  - 1.4 CPI
  - Overall Tax Impact from 2019 to 2020 = increase of $11,656.95

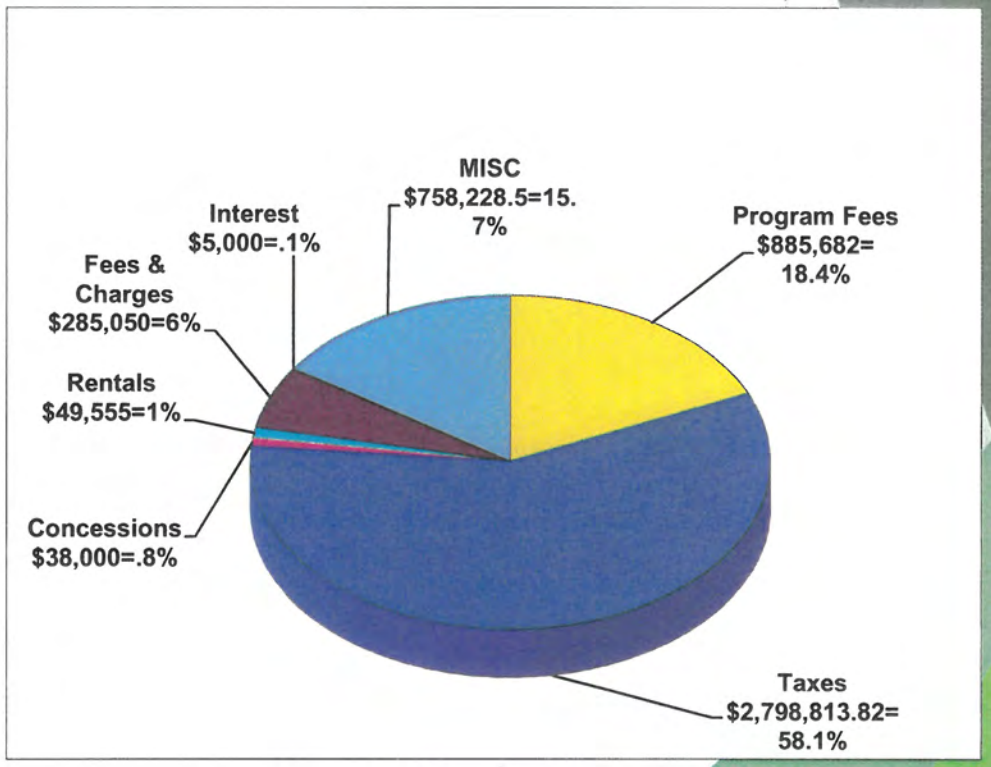

2021-2022 Fiscal Year Budget
All Funds - Projected Expenses
$5,822,206.49

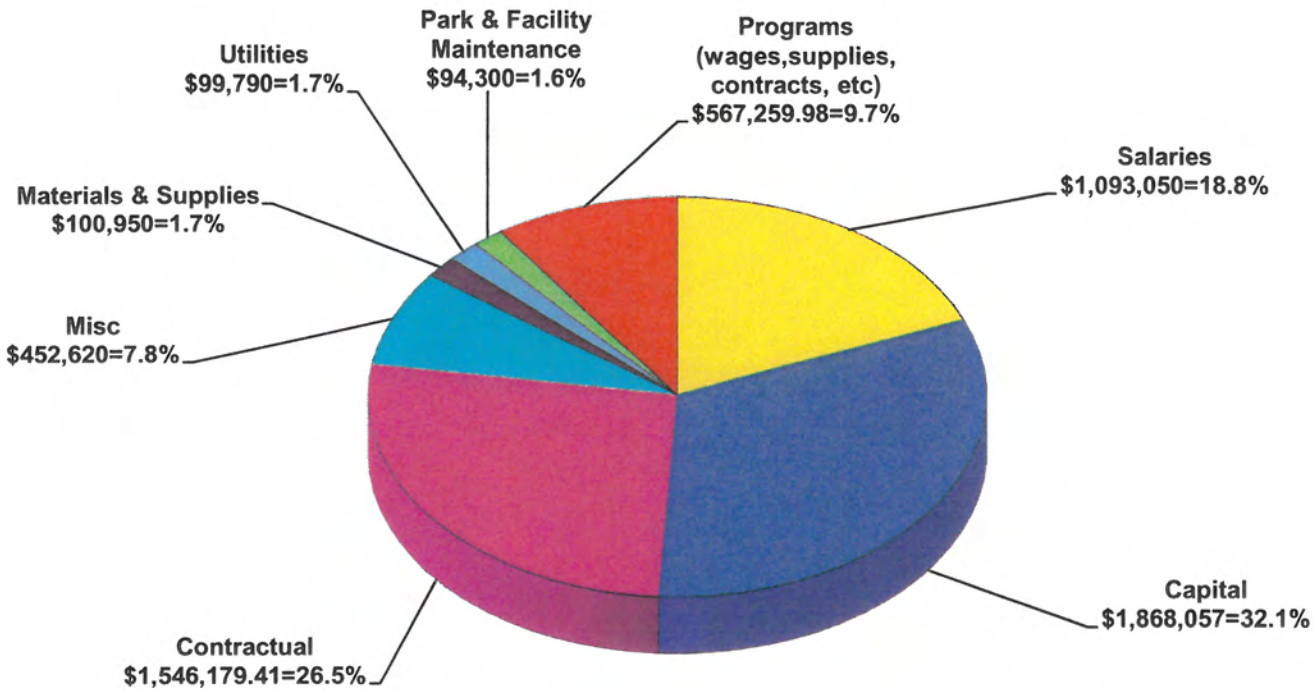

2021-2022 FY Budget Highlights

Wages & Salaries

- PT Staff - .25 Raise or 2% - which ever is less (Minimum Wage Increase Again)
- $24,370.76 FT Staff Wage Pool plus Adjustments (3% Pool)
- Rec Department $35K less in salaries from FY20/21 Budget due to freeze on Fitness Manager Position for FY 21/22

IMRF

- 2021 Rate is 9.82%
- 2022 Rate will decrease to 9.12%
- 2020 ERI Retirement - final payment in Dec 2021

Health Insurance

- The 2021 PDRMA Health Plan had a 2-3% increase, and we expect the last 4 months of the FY to increase minimally. Currently there are 5 out 13 eligible positions on the Health Plan.
  - 19/20 net expense - $111,387
  - 20/21 net expenses - $69,275 projected ($143K budgeted)
  - 21/22 net expenses - $143,000 proposed budget

2021-2022 Corporate Fund

Projected Revenue - $780,170

Projected Expense - ($835,160)

Projected Net - ($54,990)

Projected End of 21/22FY Fund Balance = $291,251

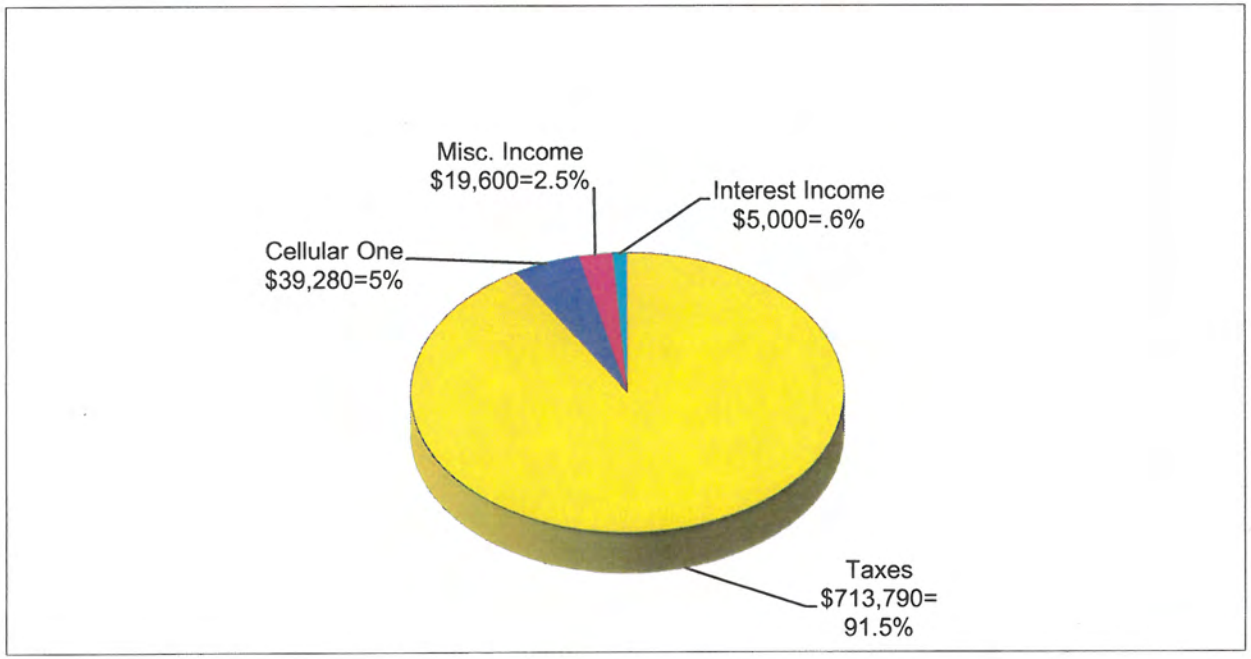

2021-2022 FY Budget
Finance, Personnel and IT Highlights

- **Network Licensing and Support**

  This budget includes support for financial and recreation software, virus & spam protection, Email, network backups, domain/website registration/hosting, web app support and infrastructure licensing/support (i.e. server, firewalls, switches, wireless access points). Also includes subscription to Marketing software.

  - This budget will fluctuate due to some items paid every 3 yrs (i.e. server support, firewall licenses) - This is the year that some of my 3yr items are due, therefore budget has increased.

- **IT Services:** Current vendor contract ends 4/30, extension to 6/30 for pool project. Services have degraded over the past year to a point where they escalate all request to higher dollar amt and are not nimble in our requests. Three firms have been identified as replacements. All include projects vs current vendor therefore budget transferred b/t IT Services and Technology. The service and coverage we will gain will be extraordinary in comparison!

- **Technology/Computers**: A portion of this budget has been transferred to IT Services due to new vendor

- **Rec Trac Upgrade**: This morning we began the process of upgrading our Registration software system. Current system being sunsetted. New system browser based.

- **Pool Technology Projects**: Majority of budget pushed from 20/21 to 20/22

  - Phone system: Same as rest of District and will allow transfers to pool and extension dialing t/o the District
  - PA/Clock system and Security Camera Systems
  - Pool Network Closet: This will allow us to permanently have a network at the pool to support year round operations. No more rebuilding of the network each pool season!!!!!!! Comcast delay.....
  - Security Camera system

2021-2022 Recreation Fund

Projected Revenue - $1,934,564
Projected Expense - ($2,018,150)
Projected Net - ($83,586)

Projected End of 21/22FY Fund Balance = $843,943

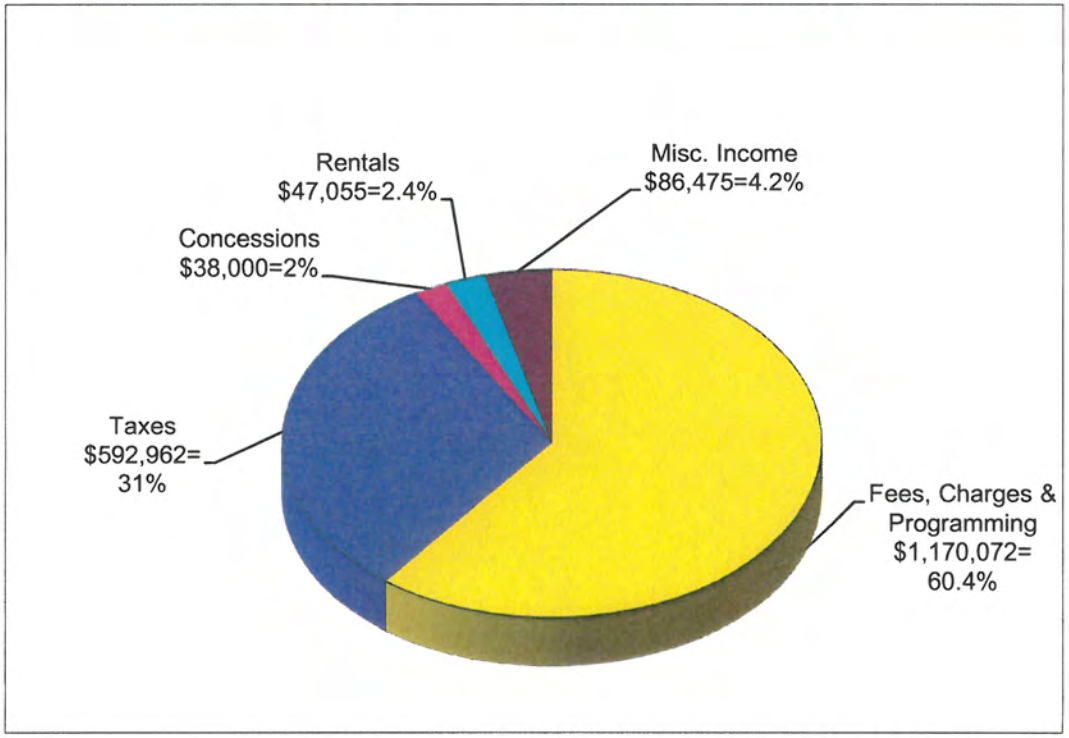

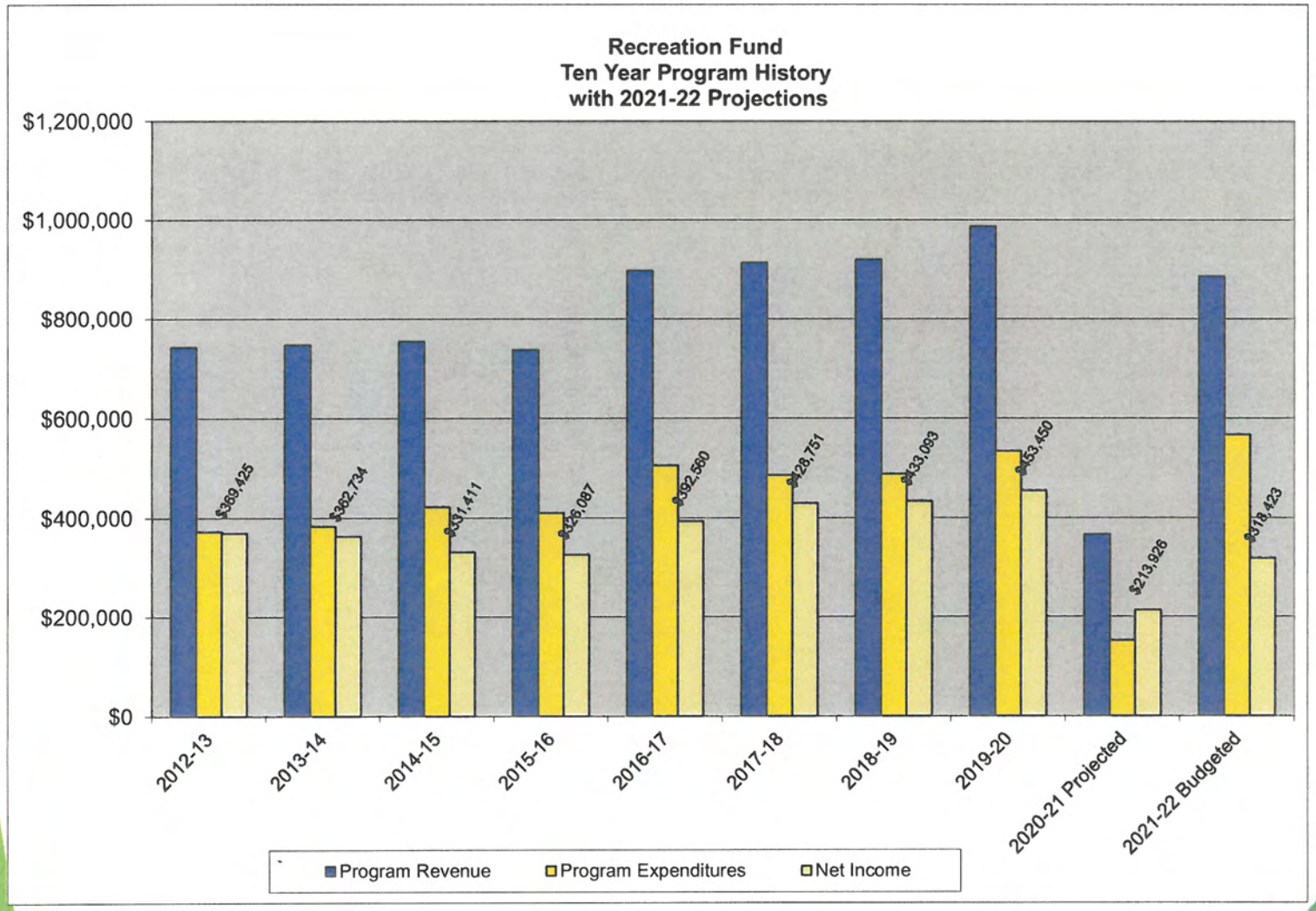
Recreation Fund
Ten Year Program History
with 2021-22 Projections
$1,200,000
$1,000,000
$800,000
$600,000
$400,000
$200,000
$0
$369,425
$362,734
$331,411
$326,087
$392,560
$428,751
$433,093
$453,450
$213,926
$318,423
2012-13
2013-14
2014-15
2015-16
2016-17
2017-18
2018-19
2019-20
2020-21 Projected
2021-22 Budgeted
Program Revenue
Program Expenditures
Net Income

Aquatics & Facility

- **Aquatics**
  - **2021 will operate much like the 2020 season with limited capacity up to 150 patrons (pending changes to guidelines).**
  - Expecting a increase in revenue due to duration of swim season compared to 2020
  - Private & Semi-private lessons will be offered during open swim hours this season.

- **Gymnastics**
  - 16 participants in the competitive program for the 2020/21 season.
  - April Home meet grossed $4,827.00 in revenue with the limited capacity of 88 participants.
    - Winter & Valentine invite will be hosted by IPD in 2020/21 with limited-full capacity.
  - Preschool & Recreational team classes will be offered in 2021

- **Facility/Services**
  - Iris Room rentals will see a significant increase in 2021 with less restrictions for patrons.
  - Lounge primary use was for E-Learning Program for most of 2020/21 with up to 9 kids enrolled.
  - Gym Rentals - 175
    - Grossed $21,985 in revenue
- **Special Events**
  - 2020 Outdoor special events e.g, Polar Express, Santa's workshop, "Frozen" & "Valentine's Day" Ice events , & Screech Cinema nearly met capacity in their perspective time slots.
    - Will look to run events indoors in 2021 with hopes of full capacity.
  - Four preschool programs ran in 2020
    - Kid/Tot Rock, Halloween Hoorah, Turkey Talk, Funny Bunny

Athletics

- IBSL
  - 92 Participants - $13,010 in revenue
  - 8 teams across 6 levels
  - $1100 in Sponsorship
- WIBA
  - 57 total Itasca participants
  - No summer WIBA in 2020
  - $6,145 Total WIBA Revenue
    - $100 per participant
  - $2,200 in travel revenue
    - 22 Participants
- ItascaFest
  - No 3v3 or Bags Tournament in 2020
- Adult Athletics Leagues
  - 12 teams for Summer 16" softball - 2021
    - 14 teams Summer 2020
    - 6 teams Fall 2020
  - Cup in Hand Kickball
    - 11 Teams Summer 20
    - 15 Teams Fall 20
    - 8 teams so far Summer 21
- Softball Complex & Rentals
  - $5,880 rental revenue for SB Complex 2020
    - $7,940 total outdoor rental revenue 2020
  - $9,100 revenue for SB Complex rentals 2021
- Soccer
  - 60 participants for spring 2021
  - 8 teams across 4 levels
  - 4 teams at U8 level will be all in house
  - Revenue - $2,715 so far for 21/22
  - U6 Revenue - $1,915 so far for 21/22

General Interest

- **Dance**
  - Dance Team had less team members this year, and are competing in at least one regional competition and one national competition.
    - We have one graduating senior this year.
  - Dance class numbers are continuing to grow after a dip in numbers. We are hoping to still have some small performance since we cannot have our usual recital.
- **Camp**
  - Positive feedback about camp 2020.
  - For 2021 we combined Camp Caterpillars & Camp Butterflies to make Preschool Camp for this year. Also, combined Camp Adventure and Teen Travel to make School Age/Teen Camp.
    - Numbers are looking much better this year. A lot of new families are registering as well as past participants.
  - We will be offering a partial day camp to those attending District 10 Summer School.
- **Adult Trips**
  - We did not run any adult trips in in the 2020-2021 fiscal year.
  - The Cape Cod trip was pushed tentatively to September 2021.
  - We have local trips planned that are either outside or visiting locations that fit current COVID guidelines.
    - Min/Max is 4/8 to space out on vans.
- **Youth/Special Events**
  - Special Events were VERY popular this year! We were able to modify or replace our existing special events, and add multiple throughout the year.
  - Due to youth classes having little to no registration, we were able to substitute small/short special events to make up for that revenue.
  - Craft Kits or other activities that were delivered to residents were also very popular and we plan to keep some.
  - New alcohol related adult special events have been popular and we plan on containing to offering them.
  - We plan on putting out a short survey to see which events that were added, the community would like to see again in the future.

FITNESS

Fitness Center

- 30th Anniversary of the Itasca Fitness Center
- 30th anniversary promotion brought in 93 new memberships and 79 renewals over the 2 months of the promotion
- Customer Appreciation days on the 30th of each month
- New health and safety measures implemented in the fitness center
- Sold all 10 spin bikes
- "Renew Active" membership type was added.
  - United Health Care Insurance
  - $1000 sign up bonus
- Revenue was lower for Personal Training was $3,900 for the year.
  - 1 Trainer, 3 clients
- Eliminated Open Gym Pass
  - Resulted in selling more Teen/HS memberships

Group Fitness

- Offered 6 different Group fitness classes either outdoors or virtually during summer 2020
- Eliminated the Group Fitness Punch Cards.
  - Registration only group fitness classes
- Hiring new Fitness instructors and Personal Trainers

Early Childhood Education / Nature Center

Early Childhood Education programs

- Raised tuition by 4.5%.
- Due to Covid, we only ran our Junior Kindergarten program at the PD. We had 14 students in the am, 14 in the pm, and 2 virtual students. We currently have 53 students in the 3 different progams, enrolled for the 2021-22 school year.
- We will need to replace 2 teachers and all our aides for the next school year.

ECE Enrichment and Summer Programs

- Preschool and JK Enrichment were canceled due to Covid. We will be offering them again in the Fall to give patrons an option of additional days.
- We are continuing to offer Summer Tiny Tikes, Preschool and JK programs at the Nature Center.

Nature Center

- We offered a monthly 3-5yr old "Preschool" program at the Nature Center with a different theme each month. We averaged between 12-14 students for each program.
- Collaborated with the Library to provide the Storywalk Trail.
- New exhibits in the NC.

Nature Camps

- We increased all camps by $10 this year.
  - Young Explorers
  - Wacky Art, Science & Engineering Camp
  - Arts and Crafts in Nature
  - Dr. Seuss Science Camp
  - Home Builders Camp

Marketing & Communications

Expenses

- Brochure $45,000
- District Marketing $11,000
- Website Improvements $5,000
- Giving Tree Materials $250

Sponsorship Income

- Brochure Advertisements & Rec Track Banners $6,000

Giving Tree Donations

- Donors $400

Integrated Marketing

*Create District Branding

Creating a distinctive & consistent design in all promotions and communication materials for the Park District

- Print Communication/Digital
- Sponsorships & Donations
- Media Relations



Digital Marketing

- Reach Screens

  Rec Center

- Digital Signboard

  Rec Center

- Website

  Utilizing the website to its full capability and working with Civic Plus to have the latest updated made to our site

- Email Blasts

  -Constant Contacts Email Marketing Program
  -Updated April 2021: 4,500 emails
  info@itascaparkdistrict.com

- Social Media- increase paid ads

Facebook Likes
-Itasca Park District: 2,660
-Waterpark: 1,248
-Fitness: 658
-Nature Center: 735

Instagram: 995 followers

Twitter: 120 followers

2021-2022 FY Budget
Buildings & Parks Highlights

- **Staffing/Contractual**
  - FY 21-22 - All 3 FT Positions Filled (Superintendent & 2 FT Laborer Positions)
  - 21-22 Continued Mowing Contract
- **Contracted Projects**
  - FY21/22 -
    - Mowing Contract
    - Waterpark Bathhouse Project

2020-2021 FY Budget
Buildings & Parks Highlights

▶ FY 20-21 In House Projects

- Created a scheduled program to maintain our parks, ballfields and playgrounds
- Moved Fitness Center Desk to a more accommodating Area
- Making the district buildings/Fitness Center COVID friendly
- Provided all Plexi-Glass Barriers to reception areas
- Remodel of the Spin Room Area on the 2nd Floor
- Fixed 4 Ballfield Dugout "Wash-out" Areas where we were loosing a lot of Ball mix on routine rains

2020-2021 FY Budget
Buildings & Parks Highlights

▶ FY 20-21 In House Projects (continued)

- Opened the Itasca Waterpark with help of **ALL Staff** within 2 weeks of board approval
- Installation of Memorial Bench and concrete on NC Hill
- Floor Replacement of Nature Center/Classroom Remodel/Painting
- Replacement Planting of 119 total plants and trees at numerous parks within the district



2020-2021 FY Budget
Buildings & Parks Highlights

- **FY 20-21 In House Projects (continued)**
  - Had a great event season helping with numerous Rec events considering COVID
  - Had the Ice Rink as a prime destination for patrons with help from **All Staff**
  - Continued to Re-Develop a "higher standard" of operation for the Parks Department

2021-2022 In House Projects

- FY 21-22 In House Projects
  - Assist with opening the New Bathhouse!
  - Plant more Tree's in various parks and update our landscape
  - Pre-School Kitchen Remodel
  - Paint All Park Signs
  - Continued LED Replacement in Rec Building
  - Paint the Waterpark Slide Tower
  - Nature Center Maintenance and Upgrades
  - Continue to Re-Develop a "higher standard" of operation for the Parks Department
  - Continue to be Flexible with the ever-changing regulations regarding COVID so the Itasca Park District can thrive and continue to be better!

2021-2022 FY Capital Budget Highlights

- **Capital Projects - $1,858,057**
  - Waterpark Zero Depth Interactive Pool Refurbishment - $159,857 (Capital)
  - Waterpark Bathhouse Replacement - $1,470,700
    - Capital Fund - $1,148,000
    - ADA Fund - $100K
    - Paving & Lighting Fund - $30K
    - Recreation Fund - $192,700
  - Misc. Facilities/Parks - $16,500K (Corp)
  - MISC ADA Projects - $25K (ADA)
  - Recreation Center Upgrades - $20K (Rec)
  - Waterpark Capital - $100K (Rec)
  - Depot - $1K (Museum)
  - Outdoor Recreation Capital - $20K (Rec)
  - Rec Center/Fitness Equipment - $20K (Rec)
  - Parks Vehicles/Equipment/Misc. Capital - $25K (Capital)

2020-2021 FY Budget Summary of All Funds

FUND	4/30/19 Audited Fund Balances	Est. 2019 - 2020 Working Budget Projected Fund Balances	4/30/20 Projected Fund Balances	2020 - 2021 Projected Revenues	2020 - 2021 Projected Expenditures	4/30/21 Projected Fund Balances
Corporate	$ 396,638.00	$ (124,365)	$ 272,273	$ 747,599	$ (849,050)	$ 170,822
Recreation	$1,128,357.00	$ (242,227)	$ 886,130	$ 2,286,756	$ (2,516,098)	$ 656,788
Insurance	$ 21,869.00	$ (2,240)	$ 19,629	$ 52,948	$ (67,775)	$ 4,802
Audit	$ 58.00	$ 1,558	$ 1,616	$ 12,979	$ (13,500)	$ 1,095
SRA	$ 90,634.00	$ 84,816	$ 175,450	$ 216,324	$ (501,514)	$ (109,740)
Paving & Lighting	$ 1,334.00	$ 4,632	$ 5,966	$ 26,500	$ (58,000)	$ (25,534)
Social Security	$ 23,021.00	$ (17,614)	$ 5,407	$ 114,652	$ (90,000)	$ 30,059
IMRF	$ 77,887.00	$ (59,418)	$ 18,469	$ 199,018	$ (210,000)	$ 7,487
Bond & Interest	$ 5,951.00	$ (6,463)	$ (512)	$ 973,436	$ (973,436)	$ (512)
Museum	$ 94,027.00	$ (2,477)	$ 91,550	$ 15,795	$ (55,400)	$ 51,945
Capital Improvement	$4,140,321.00	$ (874,946)	$ 3,265,375	$ 1,048,000	$ (3,445,000)	$ 868,375
Sher Trust	$ 8,811.00	$ 12	$ 8,823	$ 1	$ (8,823)	$ 1
TOTALS	$ 5,988,908	$ (1,238,732)	$ 4,750,176	$ 5,694,008	$ (8,788,596)	$ 1,655,588

Itasca Park District
2021-2022 FY Budget

Questions?

Itasca
Park District

2021-2022 FY Budget
Table of Contents

Budget Message ..... Section I

Summary of All Funds ..... Section II

Proposed Working Budget Funds

All Funds ..... Section III
Corporate Fund ..... Section IV
Recreation Fund ..... Section V
Recreation for the Handicapped Fund ..... Section VI
Capital Fund ..... Section VII
Museum Fund ..... Section VIII
Social Security ..... Section VIII
Audit Fund ..... Section VIII
Insurance Fund ..... Section VIII
Paving & Lighting Fund ..... Section VIII
IMRF ..... Section VIII
Bond & Interest Fund ..... Section VIII
Scher Trust Fund ..... Section VIII

Itasca
Park District

2021-2022 Budget Message

Since March 2019, the District has been under the cloud of the COVID 19 Pandemic. The pandemic affected every area of operation during the 20-21FY. Facilities were closed at the beginning of the fiscal year, with limited programming during the summer and a 5 week pool season. Throughout the year, the Fitness Center hours and operation decreased and programming had to follow the IDPH guidelines, which limited many program areas. Although the District had a combination of an approximate 99% tax collection and continued Village Sponsorship & Partnerships; the hardest hit area was programming and fees/charges. The 20-21FY closed with collecting less than 30% of programming fees/charges, compared to the previous year. Staff did a significant job cutting back expenses in all areas of operation. Collectively, even though the District operated under the pandemic for the entire 20-21FY, the year-end projections show the agency in a better financial positon than predicted pre-covid.

Major highlights throughout the year included, but are not limited to:

- *** A year of COVID-19 Pandemic restrictions, guidelines and shutdowns.**
- *** Host to nearly 3,000 COVID 19 Vaccinations through a partnership with Jewel-Osco**
- *** Completion of the $335,000 Museum Grant for the Nature Center Grant Project**
- *** Itasca Waterpark Bathhouse Project – opening June 2021**
- *** Projected $365,868 recreation program gross, with $214,000 recreation program net.**
- ***Year-End projections apprx. $300K better than pre-covid budget projections**

The 2021-2022 Fiscal Year Tax Rate is .4889; with a 2021 District <u>increase</u> in assessed evaluation from $540,809,087 to $567,971,735. This operating rate, new growth, 1.9 CPI, increased EAV and drop-off of pool bonds, will produce an $11,656.95 increase in tax dollar revenue to the District for the 2021-2022 Fiscal Year Operating Budget over what was levied for the FY20-21.

Overall, the District's budgeted revenue is comprised of approximately 58% taxes. Program/services fees and charges, grant seeking, sponsorships and cooperative efforts make up the other revenue dollars and are the continued key to the District's future.

Several 2021/2022 challenges which staff will focus much time and effort into include:

- ****Planning, Implementing and Programming during the ongoing COVID 19 Pandemic***
- ***Grand opening of the new Waterpark Building in June 2021**
- ***Revisions/Implementations of District Policies & Procedures**
- ***Revise and further development of the ADA Transition Plan**
- ***Future capital expense planning – maintenance garage parking lot replacements, rec center rooftop unit replacements, Mill Road Property development, etc.**

The staff looks forward to the excitement and challenges ahead and of providing another excellent year of services for the District within the next upcoming year!

2021-2022 Fiscal Year Budget
All Funds - Projected Revenue
$4,820,329.32

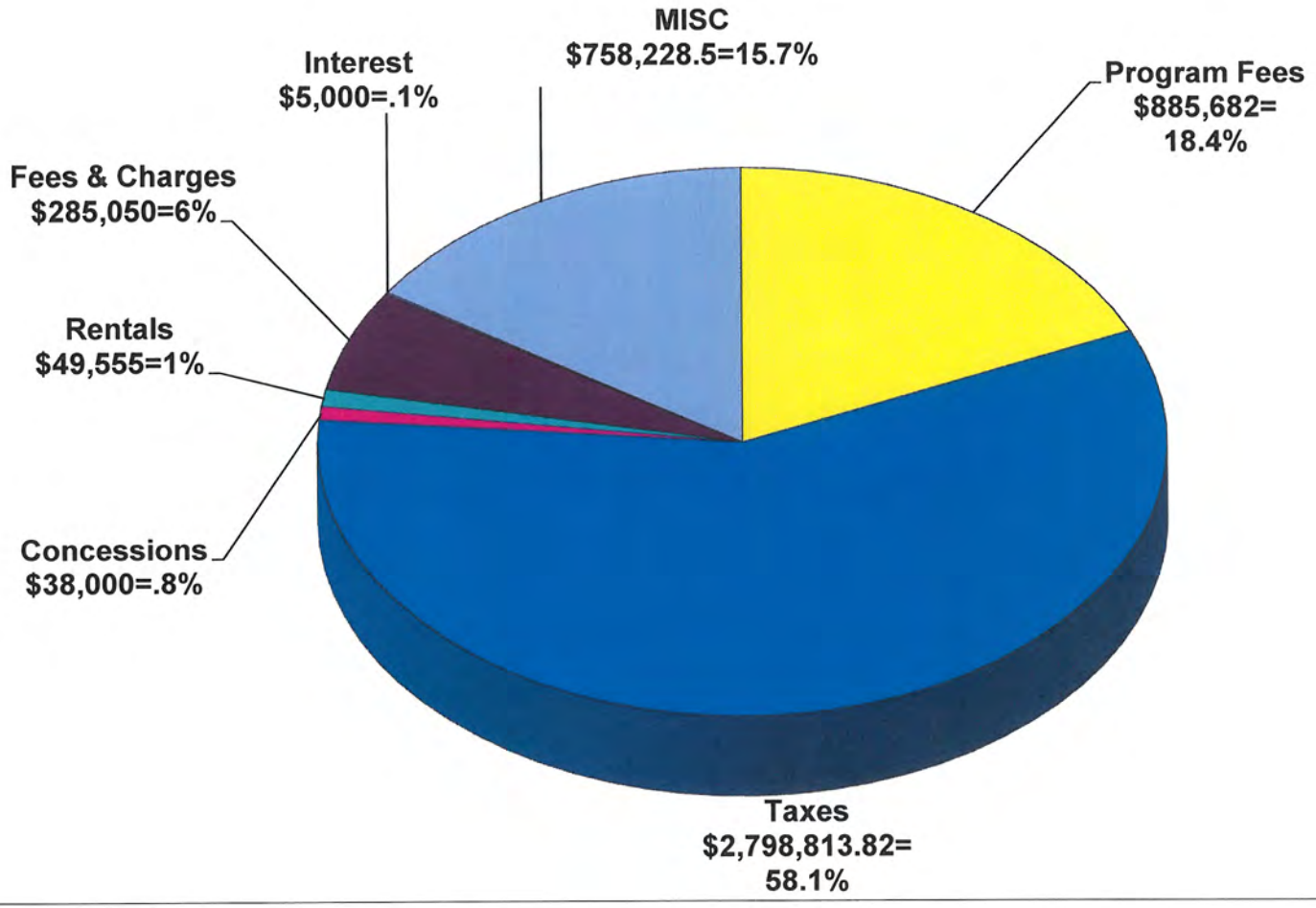

2021-2022 Fiscal Year Budget
All Funds - Projected Expenses
$5,822,206.49

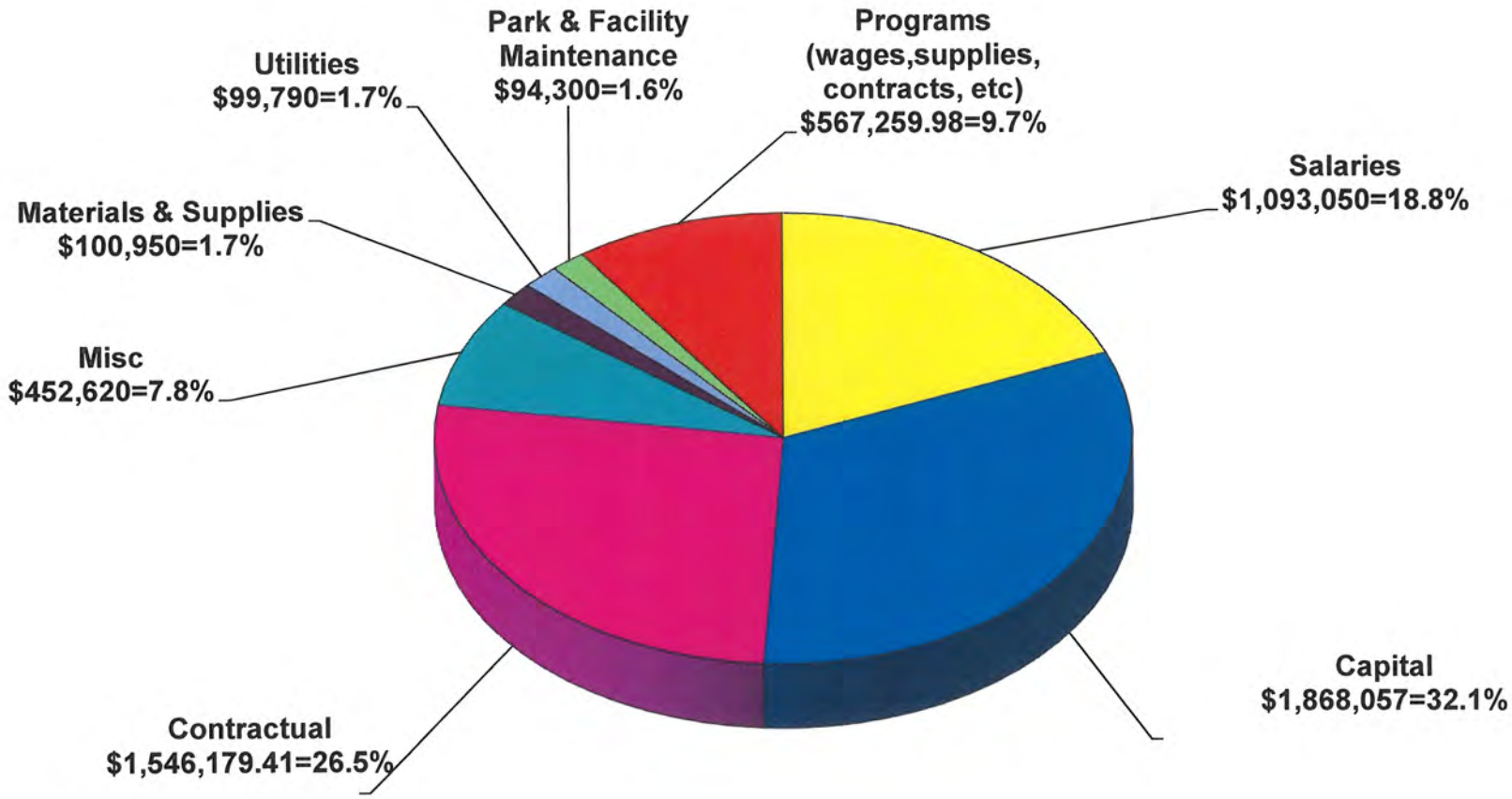

Itasca Park District
2021-2022 Summary of All Funds

4/19/21

FUND	4/30/20 Audited Fund Balances	Est. 2020 - 2021 Working Budget Projected Fund Balances	4/30/21 Projected Fund Balances	2021 - 2022 Projected Revenues	2021 - 2022 Projected Expenditures	4/30/22 Projected Fund Balances
Corporate	$ 273,679.00	$ 72,562	$ 346,241	$ 780,170	$ (835,160)	$ 291,251
Recreation	$ 911,627.00	$ 15,902	$ 927,529	$ 1,934,564	$ (2,018,150)	$ 843,943
Insurance	$ 18,780.00	$ (9,733)	$ 9,047	$ 69,453	$ (73,000)	$ 5,500
Audit	$ 1,616.00	$ (1,021)	$ 595	$ 14,199	$ (20,000)	$ (5,206)
SRA	$ 175,449.00	$ (176,729)	$ (1,280)	$ 227,189	$ (226,315)	$ (406)
Paving & Lighting	$ 5,966.00	$ (3,500)	$ 2,466	$ 28,399	$ (33,000)	$ (2,135)
Social Security	$ 7,855.00	$ 41,655	$ 49,510	$ 88,036	$ (115,000)	$ 22,546
IMRF	$ 21,128.00	$ (11,482)	$ 9,646	$ 181,751	$ (180,000)	$ 11,397
Bond & Interest	$ 751.00	$ (495)	$ 256	$ 945,860	$ (945,860)	$ 256
Museum	$ 91,790.00	$ 7,625	$ 99,415	$ 15,710	$ (42,867)	$ 72,258
Capital Improvement	$ 3,263,351.00	$ (1,569,793)	$ 1,693,558	$ 535,000	$ (1,332,857)	$ 895,701
Sher Trust	$ 8,824.00	$ (8,822)	$ 2	$ -	$ -	$ 2
TOTALS	$ 4,780,816	$ (1,643,831)	$ 3,136,985	$ 4,820,331	$ (5,822,209)	$ 2,135,107

Itasca Park District
Property Tax Revenue $2,778,813.82
2021 - 2022 Fiscal Year

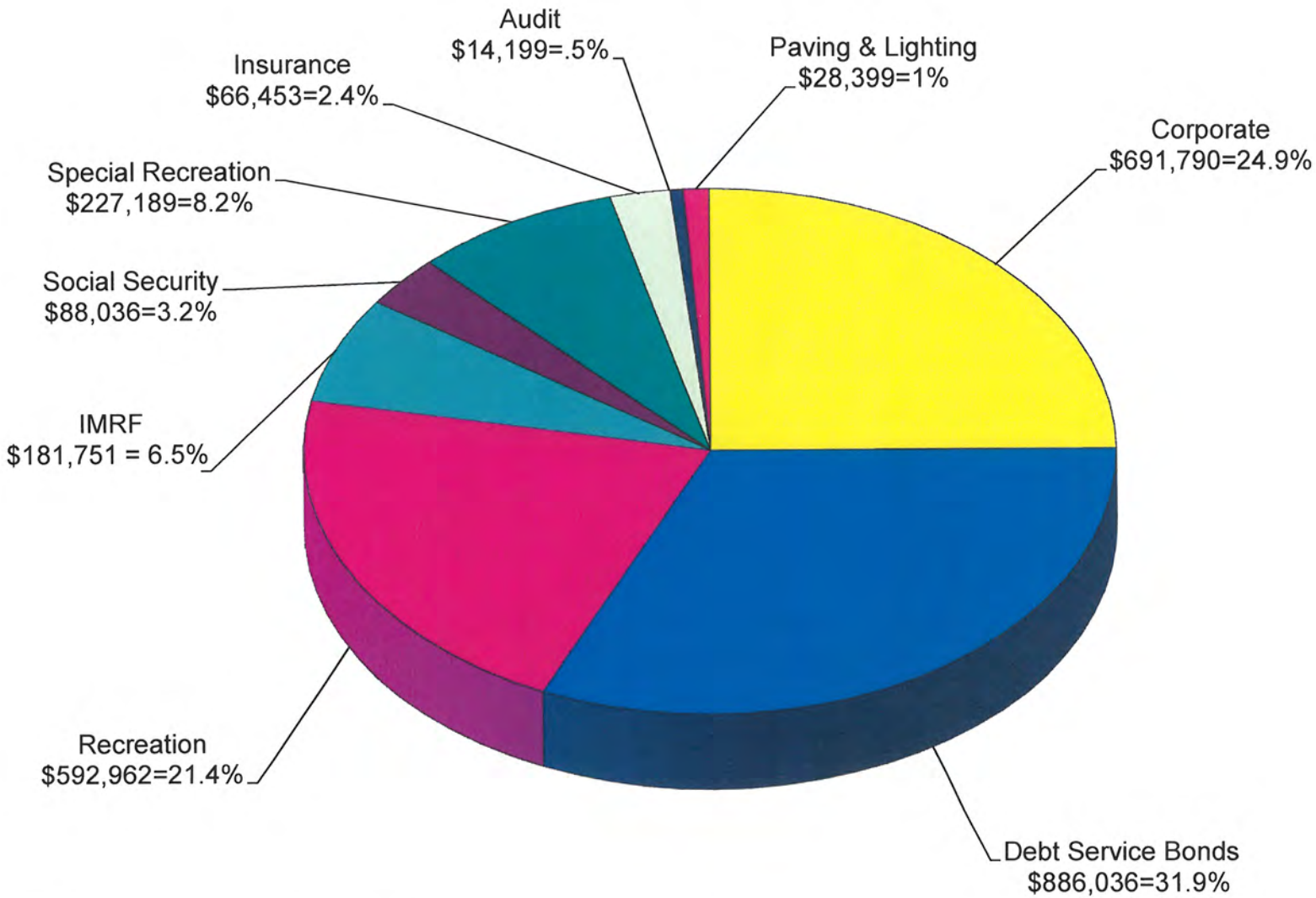

BUDGET REPORT FO. ASCA PARK DISTRICT

ALL FUNDS
Calculations as of 04/30/2021

GL NUMBER	DESCRIPTION	2018-19 ACTIVITY	2019-20 ACTIVITY	2020-21 AMENDED BUDGET	2020-21 ACTIVITY THRU 04/30/21	2020-21 PROJECTED ACTIVITY	2021-22 SUPERVISOR BUDGET
ESTIMATED REVENUES							
TAX RECEIPTS		2,612,809.49	2,710,207.21	2,785,156.87	2,777,868.78	2,795,459.87	2,798,813.82
INTEREST		55,664.47	76,352.85	5,000.00	16,860.33	17,508.00	5,000.00
MISC INCOME		2,904,450.45	201,265.25	1,257,530.00	746,205.56	750,863.41	758,228.50
RENTALS		53,847.25	57,004.50	53,725.00	31,447.50	33,865.00	49,555.00
PROGRAM REVENUE		920,357.62	986,828.04	1,188,484.00	342,755.68	365,868.06	885,682.00
FEES & CHARGES		384,912.18	302,590.16	360,660.00	75,096.56	76,637.29	285,050.00
VENDING/CONCESSIONS		38,402.54	41,420.46	43,450.00	550.39	691.00	38,000.00
TOTAL ESTIMATED REVENUES		6,970,444.00	4,375,668.47	5,694,005.87	3,990,784.80	4,040,892.63	4,820,329.32

ALL FUNDS
Calculations as of 04/30/2021

GL NUMBER	DESCRIPTION	2018-19 ACTIVITY	2019-20 ACTIVITY	2020-21 AMENDED BUDGET	2020-21 ACTIVITY THRU 04/30/21	2020-21 PROJECTED ACTIVITY	2021-22 SUPERVISOR BUDGET
APPROPRIATIONS							
SALARIES		1,077,203.08	1,201,998.78	1,201,350.00	877,832.88	914,590.86	1,093,050.00
CAPITAL EXPENDITURES		314,750.97	1,697,962.19	4,584,222.00	1,954,568.79	2,693,485.30	1,868,057.10
CONTRACTUAL SERVICES		1,341,974.65	1,413,541.73	1,542,750.49	1,333,944.27	1,362,666.80	1,546,179.41
MISCELLANEOUS EXPENSES		479,997.12	435,661.82	458,550.00	220,704.82	364,843.50	452,620.00
MATERIALS AND SUPPLIES		110,839.29	113,636.65	110,650.00	51,095.41	54,929.57	100,950.00
UTILITIES		94,030.96	93,260.34	105,150.00	66,911.55	58,261.39	99,790.00
PARKS & FACILITY MAINT		83,134.05	94,320.18	96,200.00	73,663.54	84,002.00	94,300.00
PROGRAM EXPENSE		487,264.29	533,377.81	689,722.04	129,244.08	151,942.80	567,259.98
TOTAL APPROPRIATIONS		3,989,194.41	5,583,759.50	8,788,594.53	4,707,965.34	5,684,722.22	5,822,206.49
ESTIMATED REVENUES - ALL FUNDS		6,970,444.00	4,375,668.47	5,694,005.87	3,990,784.80	4,040,892.63	4,820,329.32
APPROPRIATIONS - ALL FUNDS		3,989,194.41	5,583,759.50	8,788,594.53	4,707,965.34	5,684,722.22	5,822,206.49
NET OF REVENUES/APPROPRIATIONS - ALL FUNDS		2,981,249.59	(1,208,091.03)	(3,094,588.66)	(717,180.54)	(1,643,829.59)	(1,001,877.17)
BEGINNING FUND BALANCE - ALL FUNDS		3,007,658.33	5,988,907.92	4,780,816.89	4,780,816.89	4,780,816.89	3,136,987.30
ENDING FUND BALANCE - ALL FUNDS		5,988,907.92	4,780,816.89	1,686,228.23	4,063,636.35	3,136,987.30	2,135,110.13

2021-2022 Fiscal Year Budget
Corporate Fund - Projected Revenue
$780,170

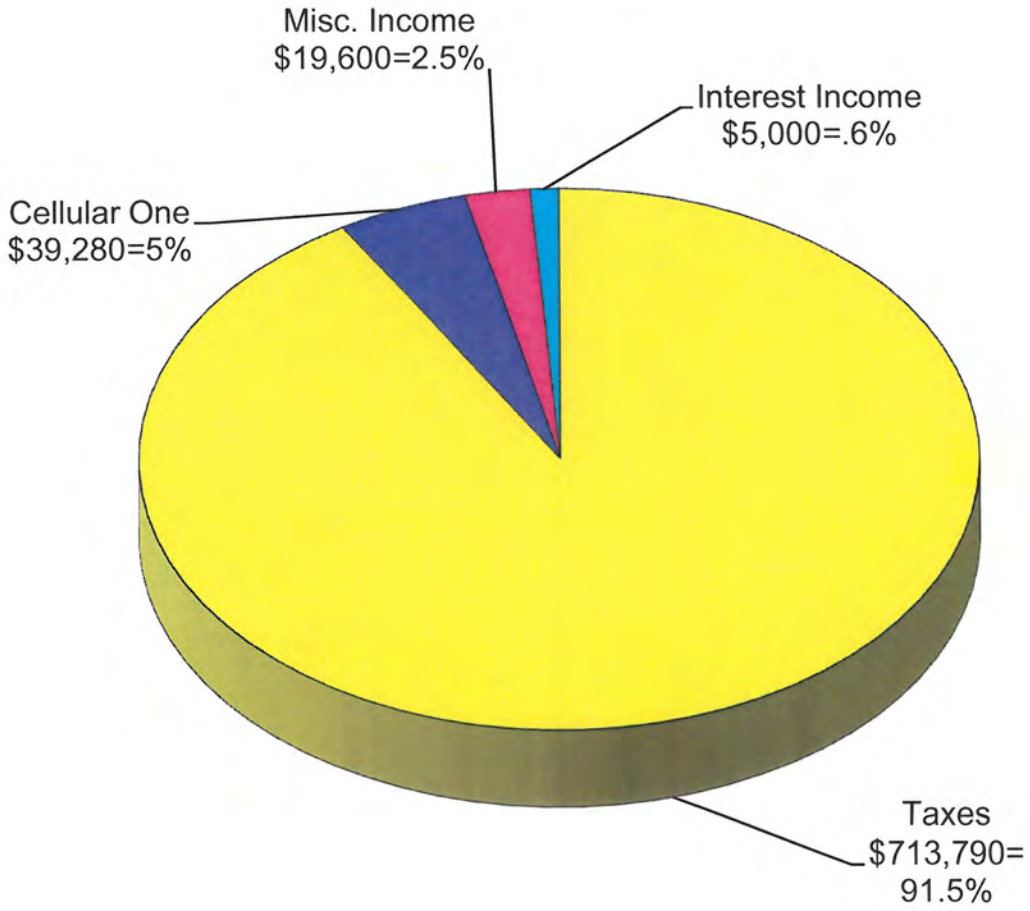

BUDGET REPORT FO\ ASCA PARK DISTRICT

Fund: 05 CORPORATE FUND

Calculations as of 04/30/2021

GL NUMBER	DESCRIPTION	2018-19 ACTIVITY	2019-20 ACTIVITY	2020-21 AMENDED BUDGET	2020-21 ACTIVITY THRU 04/30/21	2020-21 PROJECTED ACTIVITY	2021-22 SUPERVISOR BUDGET
ESTIMATED REVENUES							
TAX RECEIPTS							
05-10.00-410100	R/E TAX COLLECTIONS	634,529	677,908	660,869	658,768	660,869	691,790
05-10.00-410300	REPLACEMENT TAX INCOME	25,453	33,512	20,000	21,503	30,300	22,000
TAX RECEIPTS		659,982	711,420	680,869	680,271	691,169	713,790
INTEREST							
05-10.00-430100	INTEREST INCOME	26,760	33,000	5,000	8,097	8,500	5,000
INTEREST		26,760	33,000	5,000	8,097	8,500	5,000
MISC INCOME							
05-10.00-440200	CELL TOWER LEASE-AM TOWER (BEG 8/	27,514	25,006	25,500	23,387	25,500	26,000
05-10.00-440201	CELL TOWER LEASE-T MOBILE (BEG 8/	9,006	12,405	12,750	11,805	12,900	13,280
05-10.00-460100	MISC INCOME	33,334	5,196	3,000	6,783	6,783	3,000
05-10.00-460101	3RD PTY MAINT AGRMT INCOME	3,281	3,380	3,480	3,485	3,480	3,600
05-10.00-460103	EMPLOYEE HEALTH INSURANCE DEDUCTI	5,996	6,789	12,000	8,697	9,500	12,000
05-10.00-460105	MISCELLANEOUS PROFESSIONAL ACTIVI						
05-10.00-460106	AFFILIATE FIELD MAINTENANCE INCOM	4,035	2,700	1,500	1,000	1,000	1,000
MISC INCOME		83,166	55,476	58,230	55,157	59,163	58,880
RENTALS							
05-10.00-440700	GEN OUTDOOR RENTAL REVENUE	3,535	3,750	3,500	2,480	2,480	2,500
RENTALS		3,535	3,750	3,500	2,480	2,480	2,500
TOTAL ESTIMATED REVENUES		773,443	803,646	747,599	746,005	761,312	780,170

BUDGET REPORT FOR ASCA PARK DISTRICT
Fund: 05 CORPORATE FUND
Calculations as of 04/30/2021

GL NUMBER	DESCRIPTION	2018-19 ACTIVITY	2019-20 ACTIVITY	2020-21 AMENDED BUDGET	2020-21 ACTIVITY THRU 04/30/21	2020-21 PROJECTED ACTIVITY	2021-22 SUPERVISOR BUDGET
APPROPRIATIONS							
SALARIES							
05-10.00-510302	STORM WAGES						
05-10.00-510400	SECRETARIAL SALARIES F/T	52,229	54,039	55,000	54,266	55,000	57,000
05-10.00-510410	SECRETARIAL WAGES - P/T	31,829	31,930	34,500	12,924	13,750	25,000
05-10.00-510500	ADMINISTRATIVE SALARIES F/T	117,719	126,481	130,000	125,233	131,000	132,000
05-20.00-510100	MAINTENANCE SALARIES F/T	129,615	217,577	145,000	136,958	143,000	155,000
05-20.00-510300	BLDG/POOL MAINTENANCE WAGES P/T	21,192	23,241	20,000	1,668	1,700	5,000
SALARIES		352,584	453,268	384,500	331,049	344,450	374,000
CAPITAL EXPENDITURES							
05-10.00-512900	PROJECT SALARY/WAGES						
05-10.00-521499	PROJECT-TOTAL EXPENSE						
05-10.00-521500	ARCHITECT/ENGINEERING PROJECT EXP						
05-10.00-521700	CONSTRUCTION MANAGEMENT PROJECT E						
05-10.00-521800	CONTRACTOR PROJECT PAYOUTS						
05-10.00-530400	PROJECT EQUIPMENT/SUPPLIES EXPENS						
05-20.00-570206	FACILITY/PARKS MISC CAPITAL	42,073	49,373	20,000	15,657	16,000	16,500
05-20.00-570302	VEHICLE/EQUIP CAPITAL PURCHASES						
CAPITAL EXPENDITURES		42,073	49,373	20,000	15,657	16,000	16,500
CONTRACTUAL SERVICES							
05-10.00-520100	ACCOUNTING/PAYROLL SERVICES	17,025	11,587	16,000	6,848	7,000	15,000
05-10.00-520200	LEGAL SERVICES	15,344	28,961	15,000	9,638	10,000	13,000
05-10.00-520300	LEGAL/EMPLOYMENT ADS	1,365	2,445	2,000	559	600	2,000
05-10.00-520500	PRINTING AND POSTAGE	8,917	5,108	8,000	6,685	7,000	7,500
05-10.00-520800	PROFESSIONAL DUES/FEES	10,274	10,542	11,000	6,688	7,000	11,000
05-10.00-520901	SUBSCRIPTIONS/FEES	928	848	800	169	170	800
05-10.00-520902	HEALTH INSURANCE EXPENSE	30,048	49,309	60,000	41,869	45,750	60,000
05-10.00-520904	EAP/LIFE INSURANCE EXPENSE	485	723	500	523	525	500
05-10.00-521900	NETWORK LICENSES & SUPPORT	27,633	28,963	40,000	27,363	30,000	41,000
05-20.00-520350	MOWING/LANDSCAPE SERVICES	3,759	24,240	34,800	26,425	26,425	35,900
CONTRACTUAL SERVICES		115,778	162,726	188,100	126,767	134,470	186,700
MISCELLANEOUS EXPENSES							
05-10.00-520302	STORM EXPENSES	200,000					
05-10.00-520400	MISCELLANEOUS EXPENSES	1,955	427	1,000	50	50	1,000
05-10.00-520600	CONFERENCE, SEMINARS & TRAINING	15,630	25,062	18,000	4,200	4,200	15,000
05-10.00-520700	EDUCATIONAL ADVANCEMENT	60	74		65	65	70
05-10.00-521901	MISCELLANEOUS DISTRICT PROJECTS	29,610	24,550	20,000	13,669	15,000	20,000
05-10.00-522900	MISC RENTAL EXPENSES	400	180	500	77	77	300
05-10.00-560100	SPECIAL EVENTS-BOARD	4,073	4,532	4,500	834	1,000	4,500
05-10.00-560105	MISCELLANEOUS PROFESSIONAL ACTIVI	49					
05-10.00-560200	MISCELLANEOUS BUSINESS MEETING EX	146	785	1,000	34	100	1,000
05-10.00-560201	TRANSFER TO CAPITAL FUNDS						
05-10.00-560202	TRANSFER TO BOND FUND		40,000	40,000	40,000	40,000	60,000
05-10.00-560302	IMRF ADDITIONAL LIABILITY PAYMENT						
MISCELLANEOUS EXPENSES		251,923	95,610	85,000	58,929	60,492	101,870
MATERIALS AND SUPPLIES							
05-10.00-530100	OFFICE EQUIP & SUPPLIES	18,798	19,376	17,000	9,613	10,000	13,000
05-10.00-531300	TECHNOLOGY/COMPUTERS	30,363	14,766	18,000	1,989	4,000	13,000
05-10.00-531300-FXASSETS	TECHNOLOGY/COMPUTERS	639					
05-20.00-530300	STAFF UNIFORMS	448	407	500	536	536	500
05-40.00-530200	JANITORIAL/CLEANING SUPPLIES	5,811	8,507	7,300	10,683	10,800	8,000
MATERIALS AND SUPPLIES		56,059	43,056	42,800	22,821	25,336	34,500

BUDGET REPORT FOR ASCA PARK DISTRICT
Fund: 05 CORPORATE FUND
Calculations as of 04/30/2021

GL NUMBER	DESCRIPTION	2018-19 ACTIVITY	2019-20 ACTIVITY	2020-21 AMENDED BUDGET	2020-21 ACTIVITY THRU 04/30/21	2020-21 PROJECTED ACTIVITY	2021-22 SUPERVISOR BUDGET
APPROPRIATIONS							
UTILITIES							
05-20.00-540100	NATURAL GAS	3,213	2,964	3,750	3,231	3,600	3,750
05-20.00-540200	ELECTRIC	2,022	2,100	2,500	1,659	2,000	2,500
05-20.00-540300	WATER	677	897	1,000	1,152	1,300	1,000
05-20.00-540302	WATER-GARDEN PLOTS						
05-20.00-540400	TELEPHONE/INTERNET	1,591	1,468	2,200	1,264	1,600	2,040
05-40.00-540100	NATURAL GAS	8,206	7,034	7,500	7,360	8,000	7,500
05-40.00-540200	ELECTRIC	526	559	1,000	565	600	1,000
05-40.00-540300	WATER	6,266	6,665	7,000	2,260	3,000	5,000
05-40.00-540400	TELEPHONE/INTERNET	9,513	9,454	11,500	6,812	7,000	8,500
UTILITIES		32,014	31,141	36,450	24,303	27,100	31,290
PARKS & FACILITY MAINT							
05-20.00-570100	BLDG REPAIRS & MAINTENANCE	4,773	5,636	5,000	5,103	5,102	5,000
05-20.00-570102	SECURITY/ALARM SYSTEM SERVICE	1,619	1,902	2,000	1,747	2,000	2,000
05-20.00-570200	GROUNDS MAINTENANCE	13,758	13,915	14,000	12,554	13,000	14,000
05-20.00-570202	ATHLETIC FIELD MAINTENANCE	8,162	13,048	10,000	8,809	9,000	10,000
05-20.00-570301	VEHICLE MAINTENANCE	7,047	12,342	12,000	8,187	10,000	12,000
05-20.00-570303	PARKS EQUIPMENT MAINTENANCE	2,993	3,703	5,000	4,024	5,000	5,000
05-20.00-570400	LANDSCAPING EXPENSES	9,712	9,731	10,000	8,918	10,000	10,000
05-20.00-570700	FUEL/OIL	7,170	5,059	8,000	5,210	5,500	7,000
05-40.00-570100	BLDG REPAIRS & MAINTENANCE	12,950	12,767	13,000	7,528	10,000	12,000
05-40.00-570102	SECURITY/ALARM SYSTEM SERVICE	4,272	6,086	5,000	4,868	5,000	5,000
05-40.00-570103	ELEVATOR MAINTENANCE	1,281	1,426	1,500	813	1,500	1,500
05-40.00-570104	PEST CONTROL	1,606	1,487	1,700	1,482	1,600	1,800
05-40.00-570500	BUILDING IMPROVEMENTS	3,840	4,329	5,000	2,156	3,200	5,000
PARKS & FACILITY MAINT		79,183	91,431	92,200	71,399	80,902	90,300
TOTAL APPROPRIATIONS		929,614	926,605	849,050	650,925	688,750	835,160
NET OF REVENUES/APPROPRIATIONS - FUND 05		(156,171)	(122,959)	(101,451)	95,080	72,562	(54,990)
BEGINNING FUND BALANCE		552,810	396,638	273,679	273,679	273,679	346,241
ENDING FUND BALANCE		396,639	273,679	172,228	368,759	346,241	291,251

2021-2022 Fiscal Year Budget
Recreation Fund - Projected Revenue
$1,934,564

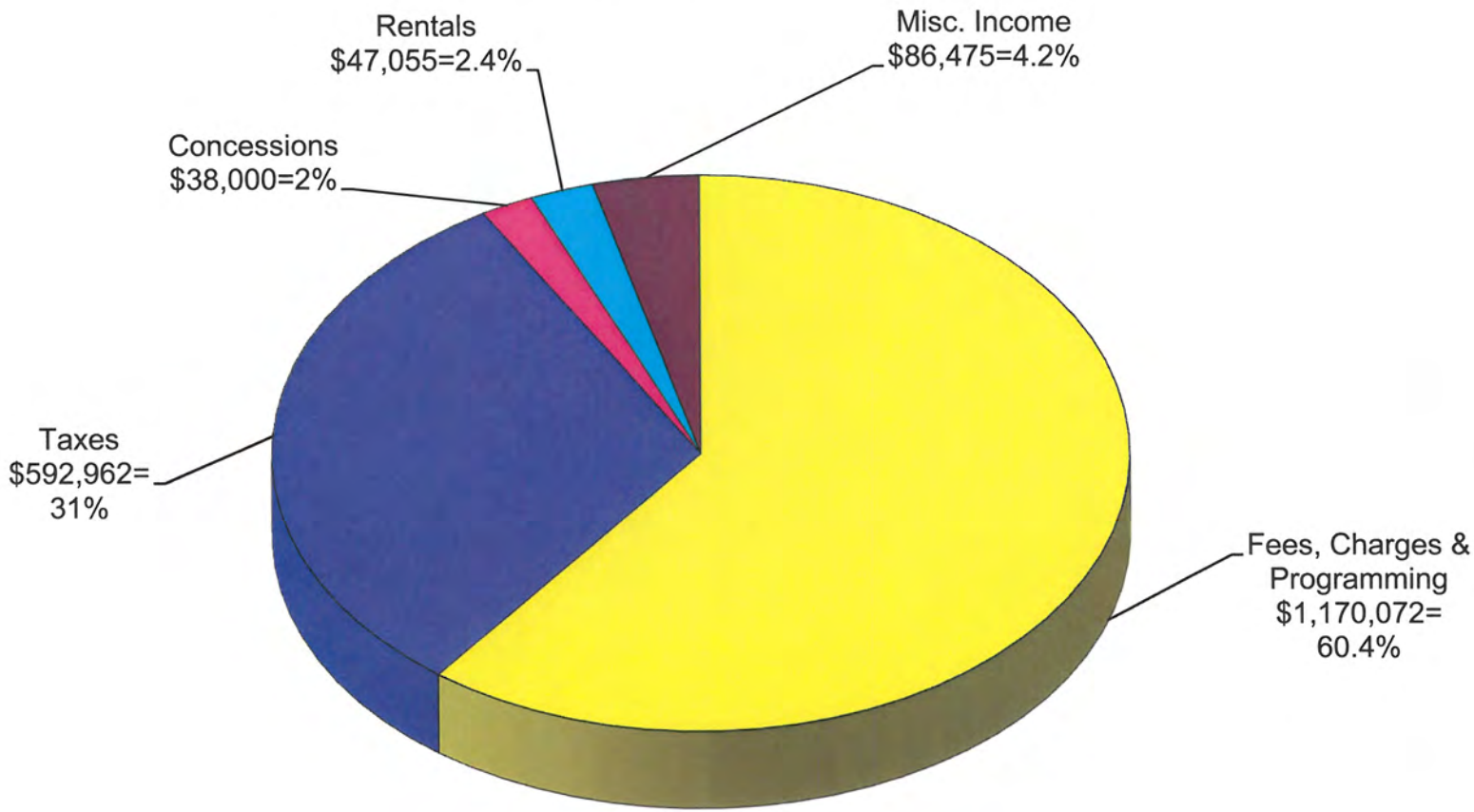

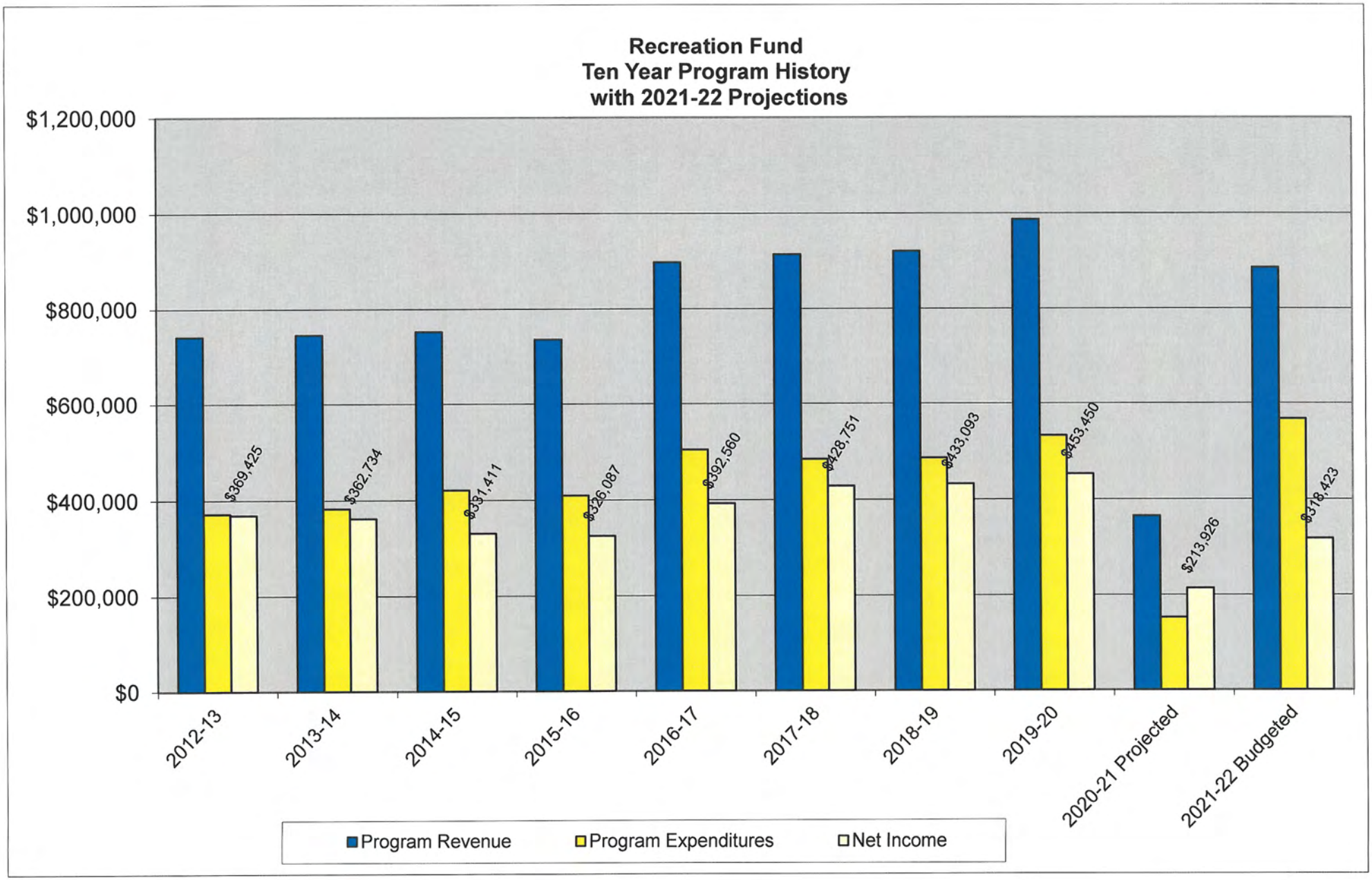
Recreation Fund
Ten Year Program History
with 2021-22 Projections
$1,200,000
$1,000,000
$800,000
$600,000
$400,000
$200,000
$0
$369,425
$362,734
$331,411
$326,087
$392,560
$428,751
$433,093
$453,450
$213,926
$318,423
2012-13
2013-14
2014-15
2015-16
2016-17
2017-18
2018-19
2019-20
2020-21 Projected
2021-22 Budgeted
Program Revenue
Program Expenditures
Net Income

Recreation Program Summaries 2019 - 2020

GL Code	491	591	592	593	594	595	599	Net Profit	Revenue %
	Revenue	Staff	Supplies	Training	Transport	Contracts	Assoc Fees		
Preschool	$135,917	$64,689	$1,940	$0	$0	$1,700	$0	$67,588	50%
Athletics	$117,260	$8,700	$36,606	$0	$0	$18,329	$0	$53,625	46%
Softball	$27,750	$2,662	$9,812	$0	$0	$9,396	$0	$5,880	21%
Gymnastics	$76,400	$31,500	$16,550	$0	$0	$8,500	$0	$19,850	26%
Dance	$141,097	$17,971	$20,250	$0	$0	$47,900	$0	$54,976	39%
Services	$5,000	$4,300	$250	$0	$0	$200	$0	$250	5%
General Youth	$15,882	$6,135	$3,280	$0	$0	$2,402	$0	$4,065	26%
General Adult	$6,650	$176	$0	$0	$0	$4,339	$0	$2,135	32%
Trips	$37,875	$80	$0	$0	$0	$29,958	$0	$7,837	21%
Seniors	$5,100	$0	$1,500	$0	$2,500	$3,600	$1,000	-$3,500	-69%
Rec Center	$0	$0	$0	$0	$0	$0	$0	$0	#DIV/0!
Special Events	$56,540	$4,072	$12,928	$0	$0	$30,525	$0	$9,015	16%
Teens	$5,659	$1,654	$1,560	$0	$0	$2,900	$0	-$455	-8%
Pool	$64,205	$30,569	$2,300	$0	$0	$0	$1,000	$30,336	47%
Aerobics	$32,200	$22,315	$1,400	$500	$0	$0	$0	$7,985	25%
General Preschool	$23,161	$11,907	$800	$0	$0	$1,419	$0	$9,035	39%
Camps	$74,880	$37,774	$2,942	$2,420	$0	$3,600	$0	$28,144	38%
Nature	$59,446	$34,205	$3,880	$0	$0	$0	$0	$21,361	36%
Totals	$885,022	$278,709	$115,998	$2,920	$2,500	$164,768	$2,000	$ 318,127	36%

Total Revenue	$885,022
Total Expenses	$566,895
Net Revenue	$318,127

Budget Summary

Recreation Fund Summaries 2021-2022

Activity Account	GL Code	491 Revenue	591 Staff	592 Supplies	593 Training	594 Trans	595 Contracts	599 Assoc	Net Profit	Revenue %
Camp Caterpillars	031								$0	#DIV/0!
Camp Butterflies	030	$20,296	$11,402	$500					$8,394	41%
Lil Learners Camp	025								$0	#DIV/0!
Mis Preschool	036	$2,865	$505	$300			$1,419		$641	22%
Activity Totals	**Preschool**	**$23,161**	**$11,907**	**$800**	**$0**	**$0**	**$1,419**	**$0**	**$9,035**	39%

TOTAL EXPENSE $14,126

General Preschool

Recreation Fund Summaries 2021-2022

Activity Account	**GL Code**	**491 Revenue**	**591 Staff**	**592 Supplies**	**593 Training**	**594 Trans**	**595 Contracts**	**599 Assoc Fees**	**Net Profit**	**Revenue %**
Preschool	020	$50,585	$20,183	$800					$29,602	59%
Preschool Fild Trip Col.	019	$850					$850		$0	
Preschool Coord. Wages	018		$1,980						-$1,980	
Tiny Tikes	021	$37,867	$16,196	$490					$21,181	56%
JK Coordinator Wages	024		$1,980						-$1,980	
Junior Kindergarten	022	$45,765	$24,350	$650					$20,765	45%
JK Field Trip Collections	023	$850					$850		$0	
Activity Totals		**$135,917**	**$64,689**	**$1,940**	**$0**	**$0**	**$1,700**	**$0**	**$67,588**	50%

TOTAL EXPENSE $68,329

Preschool

Recreation Fund Summeries 2021-2022

Activity Account	GL Code	491 Revenue	591 Staff	592 Supplies	593 Training	595 Contracts	599 Assoc Fees	Net Profit	Revenue %
IBSL Revenue	026	$19,160	$1,100	$7,000		$5,064		$5,996	31%
IBSL Sponsorship	027	$2,000						$2,000	100%
Little Hoops	035	$4,550	$110	$325				$4,115	90%
Pee Wee T-Ball	029	$4,550		$1,050				$3,500	77%
Martial Arts	117	$2,700				$1,890		$810	30%
kickball	032	$9,450	$660	$2,450		$3,132		$3,208	34%
Soccer	110	$8,625	$800	$575				$7,250	84%
Soccer Uniform	128	$2,090		$1,655				$435	21%
U-6 Soccer	133	$2,175		$437				$1,738	80%
Men's Basketball	102	$7,800	$2,860	$1,316				$3,624	46%
WIBA	103	$24,925	$1,980	$11,848				$11,097	45%
Travel WIBA	104	$15,900	$770	$9,550				$5,580	35%
Misc. Youth Sports	127	$11,775	$200	$400		$8,243		$2,932	25%
Pee Wee Soccer	028	$1,560	$220					$1,340	86%
Activity Totals	**Athletics**	**$117,260**	**$8,700**	**$36,606**	**$0**	**$18,329**	**$0**	**$53,625**	**784%**

TOTAL EXPENSE $63,635

Recreation Fund Summaries 2021-2022

Activity Account	GL Code	491 Revenue	591 Staff	592 Supplies	593 Training	594 Trans	595 Contracts	599 Assoc	Net Profit	Revenue %
Softball CoEd	111	$3,800	$495	$600			$1,368		$1,337	35%
Softball 16"	112	$16,350	$1,155	$3,807			$5,760		$5,628	34%
Softball 12"	113	$7,600	$1,012	$1,905			$2,268		$2,415	32%
Field Supplies	114			$3,500					-$3,500	#DIV/0!
Activity Totals	**Softball**	**$27,750**	**$2,662**	**$9,812**	**$0**	**$0**	**$9,396**	**$0**	$5,880	21%

TOTAL EXPENSE $22,912

Recreation Fund Summaries 2021-2022

Activity Account	GL Code	491 Revenue	591 Staff	592 Supplies	593 Training	594 Trans	595 Contracts	Net Profit	Revenue %
Camp Adventure Enroll	350	$74,880	$37,774	$2,942	$2,420		$3,600	$28,144	38%
Activity Totals	**Youth & Day Camp**	**$74,880**	**$37,774**	**$2,942**	**$2,420**	**$0**	**$3,600**	**$28,144**	38%

TOTAL EXPENSE $46,736

Recreation Fund Summaries 2021-2022

Activity Account	GL Code	491 Revenue	591 Staff	592 Supplies	593 Training	595 Contracts	599 Assoc Fees	Net Profit	Revenue %
Dance Classes	250	$44,788	$10,083	$300				$34,405	77%
Dance Costumes	254	$5,500		$5,000				$500	9%
Dance Team Costumes	253	$8,625		$8,000				$625	14%
Dance Team Enrollment	251	$28,184	$7,426	$3,300				$17,458	79%
Dance Recital	257	$2,500	$462	$150		$1,500		$388	16%
Dance Team Sponsorship	252	$2,000		$2,000				$0	
Dance Team Competition	258	$48,000				$46,400		$1,600	3%
Dance Team Fundraising	255	$1,500		$1,500					
Activity Totals	**Dance**	**$141,097**	**$17,971**	**$20,250**	**$0**	**$47,900**	**$0**	**$54,976**	49%

TOTAL EXPENSE $86,121

Recreation Fund Summaries 2021-2022

Activity Account	GL Code	491 Revenue	591 Staff	592 Supplies	593 Training	594 Trans	595 Contracts	Net Profit	Revenue %
Youth Contractual Classes	307	$15,882	$6,135	$3,280			$2,402	$4,065	26%
Activity Totals	**Youth & Day Camp**	**$15,882**	**$6,135**	**$3,280**	**$0**	**$0**	**$2,402**	**$4,065**	26%

TOTAL EXPENSE $11,817

Recreation Fund Summaries 2021-2022

Activity Account	GL Code	491 Revenue	591 Staff	592 Supplies	593 Training	594 Trans	595 Contracts	Net Profit	Revenue %
Misc Adult Classes	382	$6,650	$176				$4,339	$2,135	32%
Activity Totals	**Adult**	**$6,650**	**$176**	**$0**	**$0**	**$0**	**$4,339**	**$2,135**	32%

TOTAL EXPENSE $4,515

Recreation Fund Summaries 2021-2022

Activity Account	GL Code	491 Revenue	591 Staff	592 Supplies	593 Training	594 Trans	595 Contracts	Net Profit	Revenue %
Adult Trips	408	$37,875	$80				$29,958	$7,837	21%
Activity Totals	**Trips**	**$37,875**	**$80**	**$0**	**$0**	**$0**	**$29,958**	**$7,837**	21%

TOTAL EXPENSE $30,038

Trips

Recreation Fund Summaries 2021-2022

Activity Account	**GL Code**	**491 Revenue**	**591 Staff**	**592 Supplies**	**594 Trans**	**595 Contracts**	**599 Assoc Fees**	**Net Profit**	**Revenue %**
Seniors	700	$3,600		$1,500	$2,500	$3,600	$1,000	-$5,000	0%
Seniors Fundraising	701	$1,500						$1,500	
Activity Totals	**Seniors**	**$5,100**	**$0**	**$1,500**	**$2,500**	**$3,600**	**$1,000**	**-$3,500**	0%

TOTAL EXPENSE $8,600

Seniors

Recreation Fund Summaries 2021-2022

Activity Account	**GL Code**	**491 Revenue**	**591 Staff**	**592 Supplies**	**594 Trans**	**595 Contracts**	**599 Assoc Fees**	**Net Profit**	**Revenue %**
Halloween	500	$3,500	$341	$1,135		$2,150		-$126	-4%
Halloween Trail Events	501	$3,300	$642	$1,700				$958	
Joint Village Events	502	$1,000	$220	$450		$315		$15	2%
Dog Events	503	$1,930	$220	$840				$870	
Bunny Events	505	$1,960	$341	$1,608				$11	1%
Summer Concerts	506	$10,000				$10,000		$0	0%
Misc Events	507	$8,825	$500	$1,500		$5,900		$925	10%
Memorial Day Parade	509	$10,225	$288	$1,075		$9,775		-$913	-9%
Polar Express Enroll	510	$7,500	$750	$1,000		$1,000		$4,750	63%
National Night Out	508					$1,000		-$1,000	
3 on 3 Basketball	511	$6,550	$770	$2,420				$3,360	51%
Itascafest Bags Tourn.	513	$550				$385		$165	30%
Oktoberfest	512	$1,200		$1,200				$0	0%
Activity Totals	**Special Events**	**$56,540**	**$4,072**	**$12,928**	**$0**	**$30,525**	**$0**	$9,015	16%

TOTAL EXPENSES $47,525

Village Spec Events Includes: National Night Out / Oktoberfest / Santas Workshop

Recreation Fund Summaries 2021-2022

Activity Account	**GL Code**	**491 Revenue**	**591 Staff**	**592 Supplies**	**594 Trans**	**595 Contracts**	**599 Assoc Fees**	**Net Profit**	**Revenue %**
Teen Dances	680	$3,358	$1,454	$1,000		$2,750		-$1,846	-55%
Misc Teen Trips	683	$2,301	$200	$560		$150		$1,391	60%
Teen Travel Camp	684							$0	#DIV/0!
Activity Totals	**Teens**	**$5,659**	**$1,654**	**$1,560**	**$0**	**$2,900**	**$0**	**-$455**	-8%

TOTAL EXPENSE $6,114

Teens

Recreation Fund Summaries 2021-2022

Activity Account	**GL Code**	**491 Revenue**	**591 Staff**	**592 Supplies**	**593 Training**	**594 Trans**	**595 Contracts**	**Net Profit**	**Revenue %**
Aerobics	200							$0	#DIV/0!
Daily Fee Aerobics	201							$0	#DIV/0!
Aerobics Supplies	203			$1,200				-$1,200	
Reg Aerobics	204	$27,325	$20,315		$500			$6,510	24%
Corporate Fitness	205	$4,875	$2,000	$200				$2,675	
Activity Totals		**$32,200**	**$22,315**	**$1,400**	**$500**	**$0**	**$0**	$7,985	25%

TOTAL EXPENSE $24,215

Recreation Fund Summaries 2021-2022

Activity Account	**GL Code**	**491 Revenue**	**591 Staff**	**592 Supplies**	**594 Trans**	**595 Contracts**	**599 Assoc Fees**	**Net Profit**	**Revenue %**
Kids Klub	280	$4,000	$4,000	$100				-$100	-3%
Garden Plots	300							$0	#DIV/0!
Birthday Parties	291	$1,000	$300	$150		$200		$350	35%
Activity Totals	**Services**	**$5,000**	**$4,300**	**$250**	**$0**	**$200**	**$0**	**$250**	5%

TOTAL EXPENSE $4,750

Services

Recreation Fund Summaries 2021-2022

Activity Account	GL Code	491 Revenue	591 Staff	592 Supplies	593 Training	594 Trans	595 Contracts	599 Assoc	Net Profit	Revenue %
Rec Center	700	$0							$0	#DIV/0!
Activity Totals		**$0**	**$0**	**$0**	**$0**	**$0**	**$0**	**$0**	**$0**	#DIV/0!

TOTAL EXPENSE $0

Recreation Center Concessions

Recreation Fund S[illegible]naries 2021-2022

Activity Account	GL Code	491 Revenue	591 Staff	592 Supplies	593 Training	594 Trans	595 Contracts	599 Assoc Fees	Net Profit	Revenue %
Rec Gymnastics	106	$2,500	$1,200	$300					$1,000	40%
Gymnastics Fundrasing	118	$2,500		$2,500					$0	0%
Gymnastics Home Meets	120	$22,000	$2,000	$8,000			$3,500		$8,500	39%
Gymnnastics Away Fees	121	$5,400	$2,000				$5,000		-$1,600	-30%
Preschool Gymnastics	135	$6,500	$3,800	$250					$2,450	38%
Comp. Gymnastics	136	$33,000	$12,500	$1,200					$19,300	58%
Apparel Collections	137	$2,500		$2,300					$200	8%
Director Wages	137		$10,000						-$10,000	#DIV/0!
Misc Expenses	123	$2,000		$2,000					$0	0%
Activity Totals	**Gymnastics**	**$76,400**	**$31,500**	**$16,550**	**$0**	**$0**	**$8,500**	**$0**	**$19,850**	26%

TOTAL EXPENSES $56,550

Recreation Fund Summaries 2021-2022

Activity Account	**GL Code**	**491 Revenue**	**591 Staff**	**592 Supplies**	**593 Training**	**594 Trans**	**595 Contracts**	**599 Assoc Fees**	**Net Profit**	**Revenue %**
Summer Camp	651	$11,894	$5,060	$290					$6,544	55%
Misc. Programming	652	$5,472	$1,968	$785					$2,719	50%
NC JK Enrichment	657	$18,238	$12,425	$180					$5,633	
NC PS Enrichment	658	$12,731	$8,910	$165					$3,656	
NC out of Dist Prog	650	$265							$265	
NC Summer JK	656	$2,228	$1,022	$60					$1,146	
Summer Preschool	655	$2,368	$1,484	$60					$824	
NC Summer Tiny Tikes	654	$1,250	$636	$40					$574	
Animal Display	560								$0	
JN Program	653	$5,000	$2,700	$2,300					$0	0%
Activity Totals	**Admin.**	**$59,446**	**$34,205**	**$3,880**	**$0**	**$0**	**$0**	**$0**	**$21,361**	36%

Recreation Fund Summaries 2021-2022

Activity Account	GL Code	491 Revenue	591 Staff	592 Supplies	594 Trans	595 Contracts	599 Assoc Fees	Net Profit	Revenue %
Swim Lessons	603	$15,000	$6,000	$250				$8,750	58%
Swim Team	604	$27,000	$15,000	$500			$1,000	$10,500	39%
Dive Team	605	$1,800	$900					$900	50%
Pool Program	606	$500	$200	$750				-$450	-90%
Pool Birthday Parties	607	$15,000	$100	$700				$14,200	95%
Swim Team Guards	609		$5,000					-$5,000	
Surf & Turf	608	$4,905	$3,369	$100				$1,436	29%
H20-Nites	610	$0						$0	#DIV/0!
Activity Totals	**Admin.**	**$64,205**	**$30,569**	**$2,300**	**$0**	**$0**	**$1,000**	**$30,336**	47%

TOTAL EXPENSE $33,869

BUDGET REPORT FO. ASCA PARK DISTRICT
Fund: 06 RECREATION FUND
Calculations as of 04/30/2021

GL NUMBER	DESCRIPTION	2018-19 ACTIVITY	2019-20 ACTIVITY	2020-21 AMENDED BUDGET	2020-21 ACTIVITY THRU 04/30/21	2020-21 PROJECTED ACTIVITY	2021-22 SUPERVISOR BUDGET
ESTIMATED REVENUES							
TAX RECEIPTS							
06-10.00-410100	R/E TAX COLLECTIONS	548,233	572,572	552,707	550,950	552,707	592,962
TAX RECEIPTS		548,233	572,572	552,707	550,950	552,707	592,962
MISC INCOME							
06-10.00-410400	NSF FEES COLLECTED	80	175				
06-10.00-420500	BROCHURE AD INCOME	7,675	10,575	10,000	6,800	6,800	4,750
06-10.00-460100	MISC INCOME	1,544	745	500	16,874	17,000	500
06-10.00-460103	EMPLOYEE HEALTH INSURANCE DEDUCTI	19,630	15,743	23,000	4,674	5,200	23,000
06-10.00-460111	GIVING TREE/BENCH DEDICATIONS	240	640	400	1,425	1,425	175
06-10.00-460200	VILLAGE FACILITY OPERATIONS SPONS	36,400	36,400	36,400	36,400	36,400	36,400
06-50.00-421350	POOL LICENSE AND APPAREL COLLECTI	3,005	4,002	5,000	1,240	1,240	5,000
06-50.00-421355	ADOPT A BRICK REVENUE						
06-60.13-421900	HEALTH FAIR SPONSORSHIP	1,050	560	1,000			1,000
06-80.14-460200	VILLAGE FACILITY OPERATIONS SPONS	15,000	15,000	15,650	15,000	15,000	15,650
06-80.14-461400	DONATIONS	780	100				
MISC INCOME		85,404	83,940	91,950	82,413	83,065	86,475
RENTALS							
06-30.06-440300	GARDEN PLOT RENTAL REVENUE	390	235	235	255	255	365
06-40.00-440600	REC CTR RENTAL REVENUE	36,009	38,160	36,000	20,433	23,000	30,000
06-50.00-421200	POOL RENTAL REVENUE	7,903	10,385	8,500	1,920	1,920	8,500
06-60.13-450200	LOCKER RENTAL REVENUE	941	760	800	150	200	500
06-80.14-440400	NATURE CTR RENTAL REVENUE	1,613	880	1,690	330	130	1,690
06-90.03-440500	S/B COMPLEX RENTAL REVENUE	3,458	2,835	3,000	5,880	5,880	6,000
RENTALS		50,314	53,255	50,225	28,968	31,385	47,055
PROGRAM REVENUE							
06-30.01-491019	PRESCHOOL FIELD TRIP COLLECTIONS	1,072	100	1,125	127	127	850
06-30.01-491020	PRESCHOOL-ENROLLMENT REVENUE	40,758	49,725	58,840	(2,574)	(2,574)	50,585
06-30.01-491021	TINY TIKES ENROLLMENT REVENUE	39,673	25,333	43,293	(2,853)	(2,853)	37,867
06-30.01-491022	JR KINDERGARTEN ENROLLMENT REVENU	57,710	44,107	55,962	41,526	46,950	45,765
06-30.01-491023	JR KINDERGARTEN FIELD TRIP COLLEC	1,138	242	1,125	127	127	850
06-30.02-491025	LIL LEARNERS CAMP ENROLLMENT REVE	2,810	2,590	2,720	(540)	(540)	
06-30.02-491030	CAMP BUTTERFLIES REVENUE	25,625	31,422	35,074	4,617	4,617	20,296
06-30.02-491031	CAMP CATERPILLARS ENROLLMENT REVE	7,266	6,116	6,270	349	349	
06-30.02-491036	MISC PRESCHOOL CLASS-ENROLL REVEN	3,421	2,662	3,500	749	1,000	2,865
06-30.02-491037	LUNCH BOX BUNCH REVENUE						
06-30.03-491017	IBSL TOURNAMENT REVENUE						
06-30.03-491026	IBSL REVENUE	19,197	20,090	19,930			19,160
06-30.03-491027	IBSL SPONSORSHIPS	3,800	6,300	6,400			2,000
06-30.03-491028	PEE WEE SOCCER REVENUE	1,873	395	1,560	545	545	1,560
06-30.03-491029	PEE WEE T-BALL REVENUE	3,985	6,456	5,200	3,690	3,690	4,550
06-30.03-491032	ADULT KICKBALL LEAGUE REVENUE		4,876	9,450	8,440	8,440	9,450
06-30.03-491035	LITTLE HOOPS REVENUE	2,780	5,851	4,550	1,456	1,456	4,550
06-30.03-491102	BASKETBALL LEAGUE REVENUE		6,028	7,800			7,800
06-30.03-491103	WIBA REVENUE	28,091	28,082	30,000	6,145	6,145	24,925
06-30.03-491104	TRAVEL WIBA REVENUE	18,820	19,944	15,900	2,200	2,200	15,900
06-30.03-491105	GOLF REVENUE	65					
06-30.03-491110	SOCCER REVENUE	8,739	10,465	11,250	2,720	2,720	8,625
06-30.03-491117	MARTIAL ARTS	3,866	1,694	1,920			2,700
06-30.03-491122	ADULT VOLLEYBALL LEAGUE REVENUE	400					
06-30.03-491127	MISC YOUTH SPORTS REVENUE	13,673	14,773	15,935	6,731	6,731	11,775
06-30.03-491128	SOCCER UNIFORM REVENUE	2,332	2,019	1,650	(428)	(428)	2,090
06-30.03-491133	U-6 SOCCER REVENUE	2,308	2,895	2,850	985	985	2,175

BUDGET REPORT FOR ITASCA PARK DISTRICT
Fund: 06 RECREATION FUND
Calculations as of 04/30/2021

GL NUMBER	DESCRIPTION	2018-19 ACTIVITY	2019-20 ACTIVITY	2020-21 AMENDED BUDGET	2020-21 ACTIVITY THRU 04/30/21	2020-21 PROJECTED ACTIVITY	2021-22 SUPERVISOR BUDGET
ESTIMATED REVENUES							
PROGRAM REVENUE							
06-30.05-491250	DANCE CLASS REVENUE	71,846	48,003	64,766	33,835	33,824	44,788
06-30.05-491251	DANCE TEAM ENROLLMENT REVENUE	27,795	34,799	30,040	24,977	29,617	28,184
06-30.05-491252	DANCE TEAM SPONSORSHIP REVENUE	325	2,900	2,000			2,000
06-30.05-491253	DANCE TEAM COSTUME COLLECTIONS	10,385	12,155	11,000	2,810	2,900	8,625
06-30.05-491254	DANCE CLASS COSTUME COLLECTIONS	7,611	5,257	7,700	50	1,000	5,500
06-30.05-491255	DANCE TEAM FUNDRAISING INCOME	1,532	992	1,500	213	388	1,500
06-30.05-491257	DANCE RECITAL-TICKETS	6,489	8,025	7,440			2,500
06-30.05-491258	DANCE TEAM COMPETITION REVENUE	42,355	19,775	50,000	12,009	7,140	48,000
06-30.06-491280	KIDS KLUB REVENUE	8,951	9,590	12,000	(122)	(62)	4,000
06-30.06-491291	BIRTHDAY PARTY REVENUE	2,306	985	3,500		150	1,000
06-30.07-491307	MISC YOUTH CLASS REVENUE	9,457	12,179	20,384	8,877	9,000	15,882
06-30.07-491650	OUT OF DISTRICT SCHOOL PROG REVEN						
06-30.08-491350	CAMP ADVENTURE REVENUE	78,239	114,303	129,270	32,176	32,176	74,880
06-30.08-491351	WINTER BREAK CAMP REVENUE						
06-30.08-491352	SCHOOL ADVENTURE CAMP REVENUE				37,200	43,000	
06-30.09-491382	MISC ADULT CLASS REVENUE	2,029	1,335	5,958	117	117	6,650
06-30.10-491408	ADULT TRIP REVENUE	4,369	20,344	46,477	3,195	3,195	37,875
06-30.11-491700	SENIOR CLUB REGISTRATION	2,470	3,093	3,600			3,600
06-30.11-491701	SENIOR CLUB FUNDRAISING INCOME	1,539	1,095	1,500			1,500
06-30.12-491500	HALLOWEEN EVENT REVENUE	3,500	3,500	3,500	3,800	3,800	3,500
06-30.12-491501	HALLOWEEN TRAIL EVENTS		2,861	3,095	2,850	2,850	3,300
06-30.12-491502	SANTAS WORKSHOP REVENUE	1,000	1,000	1,000	1,000	1,000	1,000
06-30.12-491503	DOG PARK EVENT REVENUE			2,010			1,930
06-30.12-491504	5K/RACES REVENUE						
06-30.12-491505	BUNNY EVENT REVENUE	558		490	1,890	1,500	1,960
06-30.12-491506	SUMMER CONCERT REVENUE	6,000	6,000	6,000	6,000	6,000	10,000
06-30.12-491507	MISC SPECIAL EVENT REVENUE	3,175	455	3,000	22,048	22,068	8,825
06-30.12-491508	NATIONAL NIGHT OUT						
06-30.12-491509	MEMORIAL DAY PARADE REVENUE	10,170	9,270	10,225			10,225
06-30.12-491510	POLAR EXPRESS REVENUE	9,813	9,696	11,000	2,175	2,175	7,500
06-30.12-491511	3-ON-3 BBALL REVENUE	5,575	4,725	6,300			6,550
06-30.12-491512	OKTOBERFEST REVENUE	1,203	1,243	1,200			1,200
06-30.12-491513	ITASCAFEST BAGS TOURNAMENT REVENU		100	550			550
06-30.15-491680	TEEN DANCE-REVENUE	5,059	3,591	4,715			3,358
06-30.15-491683	MISC TEEN TRIP REVENUE	2,191	3,609	3,567	210	180	2,301
06-30.15-491684	TEEN TRAVEL CAMP REVENUE	22,500	35,848	41,760			
06-30.16-491106	RECREATIONAL GYMNASTICS REVENUE	9,555	7,384	10,000	40	40	2,500
06-30.16-491118	COMP GYMNASTICS FUNDRAISING INCOM	5,781	5,856	6,000			2,500
06-30.16-491120	COMP GYMNASTICS HOME MEET ENTRY R	36,400	69,978	38,000		4,000	22,000
06-30.16-491121	COMP GYM AWAY MEET FEE COLLECTION	4,865	2,970	6,000	2,000	3,000	5,400
06-30.16-491123	GYMNASTICS HOME MEET DOOR FEES		11,947	6,000		2,500	2,000
06-30.16-491124	GYMNASTICS MISC HOME MEET REVENUE		617				
06-30.16-491135	PRE-SCHOOL GYMNASTIC REVENUE	12,161	7,579	11,500			6,500
06-30.16-491136	COMPETITIVE GYMNASTICS REVENUE	46,671	41,190	48,000	26,837	28,000	33,000
06-30.16-491137	COMP GYMNASTICS APPAREL COLLECTIO	2,250	481	3,000			2,500
06-50.00-491603	SWIM LESSON REVENUE	15,852	13,477	15,000			15,000
06-50.00-491604	SWIM TEAM REVENUE	23,477	27,149	27,000	16,428	16,428	27,000
06-50.00-491605	DIVE TEAM REVENUE	2,000	1,450	1,800			1,800
06-50.00-491606	POOL PROGRAM REVENUE			500			500
06-50.00-491607	BIRTHDAY PARTY REVENUE	10,109	17,308	15,000			15,000
06-50.00-491608	SURF & TURF REVENUE	3,028	4,745	4,905			4,905
06-50.00-491610	H20-NITES SPONSORSHIP	4,800	4,800	4,800			
06-60.04-491200	AEROBICS REVENUE	21,046	16,379	25,500	(3,337)	(1,130)	
06-60.04-491201	DAILY FEE AEROBICS REVENUE	1,646	1,097	2,150	60	60	

BUDGET REPORT FO ASCA PARK DISTRICT
Fund: 06 RECREATION FUND
Calculations as of 04/30/2021

GL NUMBER	DESCRIPTION	2018-19 ACTIVITY	2019-20 ACTIVITY	2020-21 AMENDED BUDGET	2020-21 ACTIVITY THRU 04/30/21	2020-21 PROJECTED ACTIVITY	2021-22 SUPERVISOR BUDGET
ESTIMATED REVENUES							
PROGRAM REVENUE							
06-60.04-491204	REGISTRATION AEROBIC CLASS REVENU	4,456	5,061	8,500	4,594	4,500	27,325
06-60.04-491205	CORPORATE FITNESS	6,500	6,500	6,500			4,875
06-80.14-491650	OUT OF DISTRICT SCHOOL PROG REVEN	180	585	605			265
06-80.14-491651	NATURE DAY CAMP REVENUE	14,811	13,425	16,822	5,313	5,313	11,894
06-80.14-491652	NC MISC PROG REVENUE	6,992	4,691	14,322	13,719	13,672	5,472
06-80.14-491653	NC/VILL CO-OP JR NAT PROGRAM	5,000	5,000	5,000	5,000	5,000	5,000
06-80.14-491654	NC SUMMER TINY TIKES	1,220	1,140	1,498	614	614	1,250
06-80.14-491655	NC SUMMER PRESCHOOL	2,720	2,910	2,830	1,446	1,446	2,368
06-80.14-491656	NC SUMMER JR KINDERGARTEN	3,515	2,790	2,665	1,299	1,299	2,228
06-80.14-491657	NC JK ENRICHMENT PROGRAM	11,813	12,466	22,628	(1,072)	(1,072)	18,238
06-80.14-491658	NC P/S ENRICHMENT PROGRAM	9,486	5,561	16,138	(333)	(333)	12,731
06-90.03-491111	SOFTBALL- COED LEAGUE REVENUE		949	3,800			3,800
06-90.03-491112	SOFTBALL- MEN'S 16" LEAGUE REVENU	15,950	22,450	16,350	825	825	16,350
06-90.03-491113	SOFTBALL- MEN'S 12" LEAGUE REVENU			7,100			7,600
PROGRAM REVENUE		920,128	986,828	1,187,764	342,755	365,867	885,022
FEES & CHARGES							
06-40.00-420300	OPEN GYM REVENUE	10,256	8,578	12,110	540	650	7,000
06-50.00-420600	SEASON POOL PASS REVENUE	76,920	65,575	70,000			70,000
06-50.00-420601	POOL DAILY GROUP OUTING REVENUE	5,856	5,738	6,000			6,000
06-50.00-420700	POOL DAILY ADMISSION REVENUE	128,100	99,868	100,000	31,087	31,087	100,000
06-60.13-420100	FITNESS PASS REVENUE	127,338	97,640	135,000	36,384	38,000	80,000
06-60.13-420105	SILVER SNEAKERS REVENUE	8,974	7,940	10,000	2,394	2,750	8,500
06-60.13-420200	DAILY FITNESS PASS REVENUE	1,565	1,953	1,800	792	900	1,400
06-60.13-421400	FITNESS ASSESSMENT REVENUE						
06-60.13-421500	PERSONAL TRAINING REVENUE	25,614	15,069	25,500	3,900	3,250	12,000
06-60.13-421700	TEEN FITNESS REVENUE	290	230	250			150
FEES & CHARGES		384,913	302,591	360,660	75,097	76,637	285,050
VENDING/CONCESSIONS							
06-40.00-450100	VENDING REVENUE	5,858	5,937	6,500	359	500	2,500
06-40.00-450700	CONCESSION REVENUE	1,249	2,153	1,750			500
06-50.00-450100	VENDING REVENUE	284	532	1,000			1,000
06-50.00-450700	CONCESSION REVENUE	30,764	32,381	32,000			32,000
06-90.03-450100	VENDING REVENUE		175	200			
06-90.03-450700	CONCESSION REVENUE	248	243	2,000	191	191	2,000
VENDING/CONCESSIONS		38,403	41,421	43,450	550	691	38,000
TOTAL ESTIMATED REVENUES		2,027,395	2,040,607	2,286,756	1,080,733	1,110,352	1,934,564

GL NUMBER	DESCRIPTION	2018-19 ACTIVITY	2019-20 ACTIVITY	2020-21 AMENDED BUDGET	2020-21 ACTIVITY THRU 04/30/21	2020-21 PROJECTED ACTIVITY	2021-22 SUPERVISOR BUDGET
APPROPRIATIONS							
SALARIES							
06-10.00-510100	MAINTENANCE SALARIES F/T			20,000	18,923	18,923	
06-10.00-510200	RETIREMENT EXPENSES			12,500			6,000
06-10.00-510300	BLDG/POOL MAINTENANCE WAGES P/T	12,500	5,290	275,000	256,885	270,000	275,000
06-10.00-510500	ADMINISTRATIVE SALARIES F/T	258,750	296,105	235,000	185,986	194,000	200,000
06-10.00-510600	REC DEPT SALARIES F/T	223,151	224,010	5,000			
06-10.00-510701	INTERNSHIP WAGES	4,224	3,960	30,000	13,110	14,000	30,000
06-10.00-510704	SPECIAL PROJ/FIN ASST WAGES	20,535	15,131	2,500			1,000
06-40.00-510201	OPEN GYM WAGES P/T	1,662	1,375	15,000	4,657	4,800	12,500
06-40.00-510202	CUSTODIAL WAGES P/T	16,009	12,437	28,000	9,232	9,500	25,000
06-40.00-510301	BLDG SUPERVISOR WAGES P/T	24,989	25,226	300			150
06-40.00-511700	CONCESSION ATTENDANT WAGES		143	3,000			1,000
06-40.00-511900	RENTAL WAGES	237	281	11,500	2,097	2,097	11,500
06-50.00-511100	POOL MANAGER WAGES	11,734	9,273	67,000	20,649	20,649	67,000
06-50.00-511300	LIFEGUARD WAGES	61,252	69,736	6,750	5,192	5,192	6,750
06-50.00-511600	POOL CASHIER WAGES	6,721	7,316	5,800			5,800
06-50.00-511700	CONCESSION ATTENDANT WAGES	4,004	5,709	4,500			4,500
06-50.00-511900	RENTAL WAGES	1,467	4,352	4,000	500	500	4,000
06-50.00-512300	POOL PRE-SEASON WAGES	462		42,650	20,659	22,000	32,000
06-60.13-512600	FITNESS STAFF WAGES P/T	36,648	35,773	19,000	3,537	3,000	8,000
06-60.13-512700	PERSONAL TRAINER WAGES P/T	18,178	11,576	150	290	290	150
06-60.13-512800	FITNESS ASSESSMENT WAGES P/T	160	200				
06-80.14-510700	NC IN-DIST SCHOOL PROG WAGES P/T	78					
06-80.14-510706	NC PUBLIC HR STAFF WAGES	10,560	9,945	12,650	4,878	5,000	12,650
06-80.14-511900	RENTAL WAGES						
06-90.03-511700	CONCESSION ATTENDANT WAGES	460	681	1,250	190	190	500
06-90.03-511900	RENTAL WAGES			300			550
SALARIES		713,781	738,519	801,850	546,785	570,141	704,050
CAPITAL EXPENDITURES							
06-10.00-512900	PROJECT SALARY/WAGES						
06-10.00-512900-POOLBATH	PROJECT SALARY/WAGES						
06-10.00-512900-RCPRKLOT	PROJECT SALARY/WAGES						
06-10.00-521499	PROJECT-TOTAL EXPENSE						
06-10.00-521499-HIST BAL	PROJECT-TOTAL EXPENSE						
06-10.00-521499-POOLBATH	PROJECT-TOTAL EXPENSE			385,400		192,700	192,700
06-10.00-521499-RCPRKLOT	PROJECT-TOTAL EXPENSE		6,274				
06-10.00-521500	ARCHITECT/ENGINEERING PROJECT EXP						
06-10.00-521500-POOLBATH	ARCHITECT/ENGINEERING PROJECT EXP				4,140		
06-10.00-521500-RCPRKLOT	ARCHITECT/ENGINEERING PROJECT EXP		22,130		452	452	
06-10.00-521501-POOLBATH	MISC CAPITAL PROJECT EXPENSES						
06-10.00-521501-RCPRKLOT	MISC CAPITAL PROJECT EXPENSES						
06-10.00-521700	CONSTRUCTION MANAGEMENT PROJECT E						
06-10.00-521700-POOLBATH	CONSTRUCTION MANAGEMENT PROJECT E						
06-10.00-521700-RCPRKLOT	CONSTRUCTION MANAGEMENT PROJECT E		33,400				
06-10.00-521800	CONTRACTOR PROJECT PAYOUTS						
06-10.00-521800-POOLBATH	CONTRACTOR PROJECT PAYOUTS						
06-10.00-521800-RCPRKLOT	CONTRACTOR PROJECT PAYOUTS		381,661				
06-10.00-530400	PROJECT EQUIPMENT/SUPPLIES EXPENS						
06-10.00-530400-POOLBATH	PROJECT EQUIPMENT/SUPPLIES EXPENS						
06-10.00-530400-RCPRKLOT	PROJECT EQUIPMENT/SUPPLIES EXPENS		557				
06-10.00-563908	PROGRAM VEHICLE						
06-10.00-563909	REC CTR RENOVATIONS	4,865	84,056	100,000	746	1,200	20,000
06-10.00-580700	OUTDOOR RECREATION RENOVATIONS	39,508	18,959	25,000			20,000
06-40.00-580800	REC CENTER EQUIPMENT	882	5,898	5,000	208	1,000	5,000

GL NUMBER	DESCRIPTION	2018-19 ACTIVITY	2019-20 ACTIVITY	2020-21 AMENDED BUDGET	2020-21 ACTIVITY THRU 04/30/21	2020-21 PROJECTED ACTIVITY	2021-22 SUPERVISOR BUDGET
APPROPRIATIONS							
CAPITAL EXPENDITURES							
06-50.00-580200	WATER PARK CAPITAL	161,738	118,729	100,000	3,548	10,500	100,000
06-60.13-580600	FITNESS EQUIPMENT PURCHASES	7,883	4,778	27,000	2,186	1,800	15,000
CAPITAL EXPENDITURES		214,876	676,442	642,400	11,280	207,652	352,700
CONTRACTUAL SERVICES							
06-10.00-520500	PRINTING AND POSTAGE			200			200
06-10.00-520904	EAP/LIFE INSURANCE EXPENSE	3,684	3,794	3,500	2,961	3,200	3,500
06-10.00-521600	BROCHURE DESIGN/PRINT/POSTAGE	41,606	35,939	45,000	15,969	30,000	45,000
06-10.00-560400	CREDIT CARD PROCESSING FEES	15,791	16,131	20,000	6,150	7,500	20,000
06-10.00-560411	IT SERVICES	14,629	14,804	22,000	14,941	17,000	41,000
06-10.00-563903	HEALTH INSURANCE EXPENSE	98,884	76,903	111,000	31,555	35,000	111,000
06-10.00-563904	HRA EXPENSES	564	3,718	4,000	2,937	2,700	4,000
06-10.00-563905	WEBSITE DESIGN IMPROVEMENTS	3,550		5,000			5,000
06-40.00-520903	CONCESSION PERMIT FEES	233	238	300			300
06-40.00-521000	RETAILER'S OCCUPATION TAX	78	195	200	7	7	200
06-50.00-520500	PRINTING AND POSTAGE	134		200			200
06-50.00-520900	POOL WATER PERMIT FEES	1,060	1,060	1,200	1,104	1,104	1,200
06-50.00-520903	CONCESSION PERMIT FEES	519	531	550			550
06-50.00-521000	RETAILER'S OCCUPATION TAX	533	568	700			700
06-60.13-520901	SUBSCRIPTIONS/FEES	720	380	500			400
06-90.03-520903	CONCESSION PERMIT FEES	519	531	525			525
06-90.03-521000	RETAILER'S OCCUPATION TAX	5	7	50			30
CONTRACTUAL SERVICES		182,509	154,799	214,925	75,624	96,511	233,805
MISCELLANEOUS EXPENSES							
06-10.00-510900	MILEAGE REIMB/I-PASS	5,711	5,561	6,500	191	3,250	8,500
06-10.00-520400	MISCELLANEOUS EXPENSES	1,261	249	500	249	120	500
06-10.00-560302	IMRF ADDITIONAL LIABILITY PAYMENT						
06-10.00-560303	HISTORICAL CATCH ALL						
06-10.00-560399	ENTERPRISE COMPUTER SYSTEM UPGRAD						
06-10.00-560401	REC STAFF COMMUNICATIONS EXPENSES	2,489	1,568	2,500	1,008	1,500	1,200
06-10.00-560412	SPECIAL EVENTS-STAFF	2,291	3,401	5,000	327	300	5,000
06-10.00-560600	DISTRICT MARKETING	9,548	8,490	11,000	5,169	9,000	11,000
06-10.00-560611	GIVING TREE/BENCH DEDICATIONS	36	191	250	1,336	1,337	
06-10.00-560903	COUPON/VOUCHER/DONATION EXPENSE	1,156	2,066	2,000	55		
06-30.06-522900	MISC RENTAL EXPENSES						
06-40.00-522900	MISC RENTAL EXPENSES			200			200
06-50.00-522900	MISC RENTAL EXPENSES						
06-50.00-530355	ADOPT A BRICK SUPPLIES						
06-50.00-560903	COUPON/VOUCHER/DONATION EXPENSE	3,831	4,601	1,500			1,500
06-50.00-580300	SMALL EQUIP PURCHASES-POOL	3,100		4,000			4,000
06-50.00-580500	ADOPT A BRICK CONTRACTUAL EXPENSE			100			100
06-60.04-560903	COUPON/VOUCHER/DONATION EXPENSE		257				
06-60.13-520600	CONFERENCE, SEMINARS & TRAINING	847	425	800			250
06-60.13-522300	FITNESS SPECIAL EVENT EXPENSES						
06-60.13-522400	HEALTH FAIR	215	70	200			200
06-60.13-560600	DISTRICT MARKETING	1,193	1,669	2,000	260	150	1,800
06-80.14-522900	MISC RENTAL EXPENSES						
06-80.14-560901	NC ANIMAL/DISPLAY SUPPLIES/EXPENS	2,946	2,539	3,000	1,828	2,600	3,000
06-90.03-522900	MISC RENTAL EXPENSES						
06-90.03-522901	ATHLETIC FIELD MAINTENANCE-S/B CO		1,042	2,000	2,240	2,241	2,000
MISCELLANEOUS EXPENSES		34,624	32,129	41,550	12,663	20,498	39,250
MATERIALS AND SUPPLIES							

BUDGET REPORT FC ASCA PARK DISTRICT
Fund: 06 RECREATION FUND
Calculations as of 04/30/2021

GL NUMBER	DESCRIPTION	2018-19 ACTIVITY	2019-20 ACTIVITY	2020-21 AMENDED BUDGET	2020-21 ACTIVITY THRU 04/30/21	2020-21 PROJECTED ACTIVITY	2021-22 SUPERVISOR BUDGET
APPROPRIATIONS							
MATERIALS AND SUPPLIES							
06-40.00-530300	STAFF UNIFORMS	440	399	400		200	400
06-40.00-531100	VENDING SUPPLIES	4,457	3,848	4,500			1,500
06-40.00-531700	CONCESSION SUPPLIES	686	1,705	1,200			300
06-50.00-530350	POOL LICENSE & APPAREL SUPPLIES	3,548	3,514	4,200	1,671	1,621	4,200
06-50.00-530500	SAFETY EQUIPMENT & SUPPLIES	1,630	2,300	2,000	1,945	1,945	2,000
06-50.00-530600	POOL CHEMICALS	13,537	13,835	14,000	4,911	4,911	14,000
06-50.00-530800	MISC POOL EVENT SUPPLIES	156	134	500			500
06-50.00-531100	VENDING SUPPLIES	445	920	800			800
06-50.00-531700	CONCESSION SUPPLIES	18,219	21,429	19,000			19,000
06-50.00-580400	POOL MAINTENANCE SUPPLIES	6,411	11,890	10,000	8,105	8,750	10,000
06-60.13-530200	JANITORIAL/CLEANING SUPPLIES	2,293	2,535	3,000	1,584	2,000	2,500
06-60.13-530300	STAFF UNIFORMS	155	174	500		100	500
06-90.03-531100	VENDING SUPPLIES		55	250			250
06-90.03-531700	CONCESSION SUPPLIES	293	172	500	66	66	500
MATERIALS AND SUPPLIES		52,270	62,910	60,850	18,282	19,593	56,450
UTILITIES							
06-50.00-540100	NATURAL GAS	5,851	7,271	8,000	4,623	445	8,000
06-50.00-540200	ELECTRIC	20,675	18,933	20,000	16,697	8,437	20,000
06-50.00-540300	WATER	21,421	22,374	22,000	10,095	9,429	22,000
06-50.00-540400	TELEPHONE/INTERNET	2,111	2,078	4,200	1,107	1,200	4,200
06-60.13-540400	TELEPHONE/INTERNET	5,266	5,226	6,000	4,904	5,500	6,000
06-90.03-540200	ELECTRIC	2,184	1,511	2,500	1,470	1,500	2,500
06-90.03-540300	WATER	928	663	1,000	521	800	800
UTILITIES		58,436	58,056	63,700	39,417	27,311	63,500
PARKS & FACILITY MAINT							
06-50.00-570102	SECURITY/ALARM SYSTEM SERVICE	1,360	1,158	1,500	236	800	1,500
PARKS & FACILITY MAINT		1,360	1,158	1,500	236	800	1,500
PROGRAM EXPENSE							
06-30.01-591018	PRESCHOOL COORDINATOR WAGES	1,676	1,778	1,881	197	197	1,980
06-30.01-591020	PRESCHOOL WAGES	13,079	13,746	18,668	1,158	1,158	20,183
06-30.01-591021	TINY TIKES WAGES	10,054	7,335	15,356	389	389	16,196
06-30.01-591022	JR KINDERGARTEN WAGES	19,188	18,538	23,038	10,907	12,500	24,350
06-30.01-591024	JR KINDERGARTEN COORDINATOR WAGES	1,676	1,778	1,881	1,595	1,881	1,980
06-30.01-592020	PRESCHOOL SUPPLIES	819	645	1,050			800
06-30.01-592021	TINY TIKES SUPPLIES	568	219	650			490
06-30.01-592022	JR KINDERGARTEN SUPPLIES	816	738	850	901	1,000	650
06-30.01-595019	PRESCHOOL FIELD TRIP CONTRACTUAL	993		1,125			850
06-30.01-595023	JR KINDERGARTEN FIELD TRIP CONTRA	993		1,125			850
06-30.02-591025	LIL LEARNERS CAMP WAGES	1,201	1,235	1,342			
06-30.02-591030	CAMP BUTTERFLIES WAGES	13,309	15,344	18,202	2,973	2,973	11,402
06-30.02-591031	CAMP CATERPILLARS WAGES	3,483	3,171	3,533			
06-30.02-591036	MISC PRESCHOOL CLASS WAGES	609	310	600	20	60	505
06-30.02-591037	LUNCH BOX BUNCH WAGES						
06-30.02-592025	LIL LEARNERS CAMP SUPPLIES	40	60	75			500
06-30.02-592030	CAMP BUTTERFLIES SUPPLIES	250	611	500	214	214	
06-30.02-592031	CAMP CATERPILLARS SUPPLIES	75	306	300			
06-30.02-592036	MISC PRESCHOOL SUPPLIES	230	210	300	32	100	300
06-30.02-592037	LUNCH BOX BUNCH SUPPLIES						
06-30.02-595036	MISC PRESCHOOL CONTRACTUAL	609	1,620	1,200	160		1,419
06-30.03-591017	IBSL TOURNAMENT WAGES						
06-30.03-591026	IBSL WAGES		1,204	1,250			1,100

GL NUMBER	DESCRIPTION	2018-19 ACTIVITY	2019-20 ACTIVITY	2020-21 AMENDED BUDGET	2020-21 ACTIVITY THRU 04/30/21	2020-21 PROJECTED ACTIVITY	2021-22 SUPERVISOR BUDGET
APPROPRIATIONS							
PROGRAM EXPENSE							
06-30.03-591028	PEE WEE SOCCER WAGES		9	200			220
06-30.03-591029	PEE WEE T-BALL WAGES						
06-30.03-591032	ADULT KICKBALL LEAGUE WAGES			900	838	838	660
06-30.03-591035	LITTLE HOOPS SUPERVISOR WAGES	38	186	100	21	21	110
06-30.03-591102	BASKETBALL LEAGUE WAGES		567	500			2,860
06-30.03-591103	WIBA WAGES	1,480	1,901	1,890			1,980
06-30.03-591104	TRAVEL WIBA WAGES	659	165	700			770
06-30.03-591110	SOCCER WAGES	234	450	800			800
06-30.03-591122	ADULT VOLLEYBALL LEAGUE WAGES						
06-30.03-591127	MISC YOUTH SPORTS WAGES	300		200			200
06-30.03-591133	U-6 SOCCER WAGES			160			
06-30.03-592017	IBSL TOURNAMENT SUPPLIES						
06-30.03-592026	IBSL SUPPLIES	7,008	6,318	7,248			7,000
06-30.03-592028	PEE WEE SOCCER SUPPLIES	266		180			
06-30.03-592029	PEE WEE T-BALL SUPPLIES	792	1,432	1,120	751	751	1,050
06-30.03-592032	ADULT KICKBALL LEAGUE SUPPLIES		887	2,450	1,692	1,658	2,450
06-30.03-592035	LITTLE HOOPS SUPPLIES	287	562	465	214	300	325
06-30.03-592102	BASKETBALL LEAGUE SUPPLIES		1,107	1,316			1,316
06-30.03-592103	WIBA SUPPLIES	12,914	12,581	13,048	868	1,000	11,848
06-30.03-592104	TRAVEL WIBA SUPPLIES	7,377	6,087	10,050			9,550
06-30.03-592110	SOCCER SUPPLIES	686	694	750	146	146	575
06-30.03-592122	ADULT VOLLEYBALL SUPPLIES						
06-30.03-592125	TRAVEL SOCCER EQUIP & SUPPLIES						
06-30.03-592127	MISC YOUTH SPORTS SUPPLIES			400	53		400
06-30.03-592128	SOCCER UNIFORMS	1,267	1,502	1,305			1,655
06-30.03-592133	U-6 SOCCER SUPPLIES	545	664	875	51	51	437
06-30.03-593110	ATHLETIC FIELD MAINTENANCE	1,574	3,359	1,500	203	147	
06-30.03-595017	IBSL TOURNAMENT CONTRACTUAL EXPEN						
06-30.03-595026	IBSL CONTRACTUAL EXPENDITURES	2,263	2,500	5,064			5,064
06-30.03-595028	PEE-WEE SOCCER CONTRACTUAL						
06-30.03-595029	PEE-WEE T-BALL CONTRACTUAL						
06-30.03-595032	ADULT KICKBALL LEAGUE CONTRACTUAL		1,488	3,045	2,958	2,958	3,132
06-30.03-595035	LITTLE HOOPS CONTRACTUAL						
06-30.03-595102	BASKETBALL LEAGUE CONTRACTUAL SER		1,733	2,310			
06-30.03-595105	GOLF CONTRACTUAL SERVICES						
06-30.03-595117	MARTIAL ARTS CONTRACTUAL EXPENSES	3,796	1,594	1,344			1,890
06-30.03-595127	MISC YOUTH SPORTS CONTRACTUAL EXP	9,372	9,031	11,154	2,307	2,500	8,243
06-30.05-591250	DANCE CLASS WAGES	12,974	12,367	15,276	5,711	6,600	10,083
06-30.05-591251	DANCE TEAM WAGES	8,289	9,242	9,454	4,436	5,405	7,426
06-30.05-591257	DANCE RECITAL WAGES	672	958	1,196			462
06-30.05-592250	DANCE CLASS SUPPLIES	118	30	300		50	300
06-30.05-592251	DANCE TEAM SUPPLIES	877	2,620	3,300		100	3,300
06-30.05-592252	DANCE TEAM SPONSORSHIP EXPENSES	325	159	2,000		300	2,000
06-30.05-592253	DANCE TEAM COSTUMES	10,063	12,313	10,210	90	2,591	8,000
06-30.05-592254	DANCE CLASS COSTUMES	6,499	4,388	7,000		800	5,000
06-30.05-592255	DANCE TEAM FUNDRAISING EXPENSES	630	538	1,500	(60)		1,500
06-30.05-592257	DANCE RECITAL SUPPLIES	188	316	200			150
06-30.05-595257	DANCE RECITAL FACILITY RENTAL	1,762	949	4,100			1,500
06-30.05-595258	DANCE COMP ENTRY FEES	41,943	35,066	48,800	6,050	7,140	46,400
06-30.06-591280	KIDS KLUB WAGES	15,604	16,571	15,500	(35)	(35)	4,000
06-30.06-591291	BIRTHDAY PARTY WAGES	906	607	500			300
06-30.06-592280	KIDS KLUB SUPPLIES	9	13	100			100
06-30.06-592291	BIRTHDAY PARTY SUPPLIES	220		750			150
06-30.06-595291	B-DAY PARTY CONTRACTUAL EXPENSE			200			200

GL NUMBER	DESCRIPTION	2018-19 ACTIVITY	2019-20 ACTIVITY	2020-21 AMENDED BUDGET	2020-21 ACTIVITY THRU 04/30/21	2020-21 PROJECTED ACTIVITY	2021-22 SUPERVISOR BUDGET
APPROPRIATIONS							
PROGRAM EXPENSE							
06-30.07-591307	MISC YOUTH CLASS WAGES	2,316	3,312	5,433	491	500	6,135
06-30.07-591650	SCHOOL PROGRAM WAGES						
06-30.07-592307	MISC YOUTH CLASS SUPPLIES	1,231	2,064	2,690	2,749	2,749	3,280
06-30.07-592650	SCHOOL PROG SUPPLIES						
06-30.07-595307	MISC YOUTH CLASS CONTRACTUAL	1,496	3,021	6,292	221	221	2,402
06-30.07-595650	OUT OF DISTRICT SCHOOL PROG CONTR						
06-30.08-591350	CAMP ADVENTURE WAGES	26,319	37,501	45,835	20,764	20,764	37,774
06-30.08-591351	WINTER BREAK CAMP WAGES						
06-30.08-591352	SCHOOL ADVENTURE CAMP WAGES				9,789	10,500	
06-30.08-592350	CAMP ADVENTURE-SUPPLIES	3,576	4,618	4,270	1,778	1,778	2,942
06-30.08-592351	WINTER BREAK CAMP SUPPLIES						
06-30.08-592352	SCHOOL ADVENTURE CAMP SUPPLIES				13	100	
06-30.08-593350	CAMP ADVENTURE-TRAINING	2,391	4,347	3,300	1,062	1,062	2,420
06-30.08-594350	CAMP ADVENTURE TRANSPORTATION EXP	2,997	4,424	4,500			
06-30.08-594351	WINTER BREAK CAMP TRANS EXP						
06-30.08-595350	CAMP ADVENTURE CONTRACTUAL EXPENS	4,279	2,662	3,600			3,600
06-30.08-595351	WINTER BREAK CAMP CONTRACTUAL EXP						
06-30.09-591382	MISC ADULT WAGES						176
06-30.09-595382	MISC ADULT CLASS CONTRACTUAL EXPE	978	520	4,081	24	24	4,339
06-30.10-591408	ADULT TRIP WAGES			80			80
06-30.10-592408	ADULT TRIPS SUPPLIES	155	13	200	36	36	
06-30.10-595408	ADULT TRIPS CONTRACTS	2,596	17,093	37,270			29,958
06-30.11-592700	SENIOR CLUB FUNDRAISING EXPENSES	700	1,095	1,500	(60)		1,500
06-30.11-594700	SENIOR CLUB TRIP TRANSPORTATION	2,723	2,160	2,500			2,500
06-30.11-595700	SENIOR CLUB REGISTRATION P/O	2,470	3,093	3,600			3,600
06-30.11-599700	SENIOR CLUB MISCELLANEOUS EXPENSE	2,277	278	1,000	210	210	1,000
06-30.12-591500	HALLOWEEN EVENT WAGES	152	165	310	162	162	341
06-30.12-591501	HALLOWEEN TRAIL EVENTS WAGES		223	500	192	192	642
06-30.12-591502	SANTA'S WORKSHOP WAGES	187	254	250	92	93	220
06-30.12-591503	DOG PARK EVENT WAGES			200			220
06-30.12-591504	5K/RACES WAGES						
06-30.12-591505	BUNNY EVENT WAGES	157	210	353	177	250	341
06-30.12-591507	MISC SPECIAL EVENT WAGES	442	128	500	151	300	500
06-30.12-591508	NATIONAL NIGHT OUT WAGES	34		250			
06-30.12-591509	MEMORIAL DAY PARADE WAGES	208	222	300			288
06-30.12-591510	POLAR EXPRESS WAGES	712	744	800	68	68	750
06-30.12-591511	3-ON-3 BBALL WAGES	160	153	700			770
06-30.12-592500	HALLOWEEN EVENT SUPPLIES	1,112	1,595	1,135	2,383	2,383	1,135
06-30.12-592501	HALLOWEEN TRAIL EVENTS SUPPLIES		1,512	1,720	968	968	1,700
06-30.12-592502	SANTAS WORKSHOP SUPPLIES	222	221	450	298	240	450
06-30.12-592503	DOG PARK EVENT SUPPLIES			760			840
06-30.12-592504	5K/RACES SUPPLIES					150	
06-30.12-592505	BUNNY EVENT SUPPLIES	933	582	940	1,508	1,200	1,608
06-30.12-592507	MISC SPECIAL EVENT SUPPLIES	1,508	197	1,500	5,131	12,000	1,500
06-30.12-592508	NATIONAL NIGHT OUT SUPPLIES			750			
06-30.12-592509	MEMORIAL DAY PARADE SUPPLIES	237	1,306	1,075	1,785	1,785	1,075
06-30.12-592510	POLAR EXPRESS SUPPLIES	894	988	1,200	958	960	1,000
06-30.12-592511	3 ON 3 BBALL SUPPLIES/EXPENSES	2,687	2,255	2,660			2,420
06-30.12-592512	OKTOBERFEST SUPPLIES	1,203	1,247	1,300			1,200
06-30.12-595500	HALLOWEEN EVENT CONTRACTUAL EXPEN	1,952	2,120	2,150	2,439	2,439	2,150
06-30.12-595502	SANTAS WORKSHOP CONTRACTUAL EXPEN	330	450	600	210	210	315
06-30.12-595503	DOG PARK EVENT CONTRACTUAL						
06-30.12-595506	SUMMER CONCERT CONTRACTUAL EXPENS	6,000	6,000	6,000	5,000	5,000	10,000
06-30.12-595507	MISC SPECIAL EVENT CONTRACTUAL EX			80	1,650	1,650	5,900

BUDGET REPORT FOR ITASCA PARK DISTRICT
Fund: 06 RECREATION FUND
Calculations as of 04/30/2021

GL NUMBER	DESCRIPTION	2018-19 ACTIVITY	2019-20 ACTIVITY	2020-21 AMENDED BUDGET	2020-21 ACTIVITY THRU 04/30/21	2020-21 PROJECTED ACTIVITY	2021-22 SUPERVISOR BUDGET
APPROPRIATIONS							
PROGRAM EXPENSE							
06-30.12-595508	NATIONAL NIGHT OUT CONTRACTUAL EX	400	675	1,000			1,000
06-30.12-595509	MEMORIAL DAY PARADE CONTRACTUAL E	7,800	7,900	8,900			9,775
06-30.12-595510	POLAR EXPRESS CONTRACTUAL EXPENSE	1,655	1,655	2,000	200	200	1,000
06-30.12-595511	3-ON-3 BBALL CONTRACTUAL EXPENSES						
06-30.12-595512	OKTOBERFEST CONTRACTUAL EXPENSES						
06-30.12-595513	ITASCAFEST BAGS TOURNEY CONTRACTU			385			385
06-30.15-591680	TEEN DANCE WAGES	1,100	1,059	1,394			1,454
06-30.15-591683	MISC TEEN TRIP WAGES			137			200
06-30.15-591684	TEEN TRAVEL CAMP WAGES	5,908	9,586	12,546			
06-30.15-592680	TEEN DANCE SUPPLIES	800	1,005	1,125			1,000
06-30.15-592683	MISC TEEN TRIPS SUPPLIES	569	365	650			560
06-30.15-595680	TEEN DANCE CONTRACTUAL EXPENSES	2,750	2,200	2,750			2,750
06-30.15-595683	MISC TEEN TRIPS-CONTRACTUAL EXPEN	68	211	120			150
06-30.15-595684	TEEN TRAVEL CAMP CONTRACTUAL EXPE	4,766	7,426	7,280	83	83	
06-30.16-591106	RECREATIONAL GYMNASTICS WAGES	5,090	5,238	4,800			1,200
06-30.16-591120	COMPETITIVE HOME MEET WAGES	1,271	10,015	1,800		500	2,000
06-30.16-591121	COMPETITIVE AWAY MEET WAGES	2,305	800	2,200	180	400	2,000
06-30.16-591135	PRE-SCHOOL GYMNASTIC WAGES	4,107	6,686	4,500			3,800
06-30.16-591136	COMPETITIVE GYMNASTIC WAGES	19,252	8,600	18,000	7,442	7,500	12,500
06-30.16-591137	GYMNASTICS DIRECTOR WAGES	15,567	9,778	12,000			10,000
06-30.16-592106	RECREATIONAL GYMNASTIC SUPPLIES	844	92	750			300
06-30.16-592118	COMP GYMNASTICS FUNDRAISING EXPEN	3,282	2,978	5,000	89	90	2,500
06-30.16-592120	COMP GYMNASTICS HOME MEET EXPENSE	10,635	26,907	10,500	12	1,000	8,000
06-30.16-592123	GYMNASTICS MISCELLANEOUS EXPENSES	155	5,400	5,500			2,000
06-30.16-592135	PRE-SCHOOL GYMNASTIC SUPPLIES	300	26	500			250
06-30.16-592136	COMPETITIVE GYMNASTIC SUPPLIES	507	361	1,500		250	1,200
06-30.16-592137	COMP GYMNASTICS APPAREL EXPENSES	2,115	290	3,000			2,300
06-30.16-595120	CONTRACTUAL GYMNASTICS JUDGING FE		10,836	3,500		1,500	3,500
06-30.16-595121	COMP GYMNASTICS AWAY MEET FEES	4,088	2,938	5,000	834	2,275	5,000
06-50.00-591603	SWIM LESSON WAGES	5,276	4,920	6,000			6,000
06-50.00-591604	SWIM TEAM COACH WAGES	13,982	14,700	15,000	1,858	1,858	15,000
06-50.00-591605	DIVE TEAM COACH WAGES	1,000	725	900			900
06-50.00-591606	POOL PROGRAM WAGES			200			200
06-50.00-591607	POOL BDAY PARTY WAGES			100			100
06-50.00-591608	SURF & TURF WAGES	2,170	2,718	3,369			3,369
06-50.00-591609	SWIM TEAM LIFE GUARD WAGES	3,852	4,423	5,000			5,000
06-50.00-591610	H20 NITE WAGES	2,629	3,231	3,500			
06-50.00-592603	SWIM LESSONS PROGRAM SUPPLIES		204	250			250
06-50.00-592604	SWIM TEAM SUPPLIES	312		500			500
06-50.00-592606	POOL PROGRAM SUPPLIES	1,011	788	750			750
06-50.00-592607	POOL BIRTHDAY SUPPLIES	409	735	700			700
06-50.00-592608	SURF & TURF SUPPLIES	100	100	100			100
06-50.00-592610	H20-NITE SUPPLIES						
06-50.00-594604	SWIM TEAM TRANSPORTATION	2,507	1,680	2,200			
06-50.00-595604	SWIM TEAM CONTRACTUAL EXPENSES	1,250					
06-50.00-595610	H20 NITE CONTRACTUAL EXPENSES	1,100	1,375	1,500			
06-50.00-599604	SWIM TEAM ASSOCIATION FEES	902		1,000			1,000
06-60.04-591200	AEROBIC WAGES	19,099	18,897	23,000	3,922	4,200	
06-60.04-591204	REGISTRATION AEROBIC CLASS WAGES	2,109	1,363	4,250	110	280	20,315
06-60.04-591205	CORPORATE FITNESS WAGES	2,920	360	2,500			2,000
06-60.04-592203	AEROBICS SUPPLIES	896	1,108	1,500		200	1,200
06-60.04-592205	CORPORATE FITNESS SUPPLIES		15	200			200
06-60.04-593204	AEROBIC CERTIFICATIONS/SEMINARS	483	175	500			500
06-80.14-591650	SCHOOL PROGRAM WAGES			180			

GL NUMBER	DESCRIPTION	2018-19 ACTIVITY	2019-20 ACTIVITY	2020-21 AMENDED BUDGET	2020-21 ACTIVITY THRU 04/30/21	2020-21 PROJECTED ACTIVITY	2021-22 SUPERVISOR BUDGET
APPROPRIATIONS							
PROGRAM EXPENSE							
06-80.14-591651	NATURE DAY CAMP WAGES	3,432	3,158	5,861	1,654	1,654	5,060
06-80.14-591652	NC MISC PROGRAMMING WAGES	2,472	1,144	6,128	2,507	2,900	1,968
06-80.14-591653	JUNIOR NATURALIST WAGES	2,110	1,675	2,700			2,700
06-80.14-591654	NC SUMMER TINY TIKES WAGES	417	532	597	228	228	636
06-80.14-591655	NC SUMMER PRESCHOOL WAGES	866	1,164	1,409	260	260	1,484
06-80.14-591656	NC SUMMER JR KINDERGARTEN WAGES	991	992	980	768	768	1,022
06-80.14-591657	NC JK ENRICHMENT WAGES	5,244	4,756	12,007	256	256	12,425
06-80.14-591658	NC P/S ENRICHMENT WAGES	3,889	2,677	7,871	168	168	8,910
06-80.14-592650	SCHOOL PROG SUPPLIES			50			
06-80.14-592651	NATURE DAY CAMP SUPPLIES	394	501	677			290
06-80.14-592652	NC MISC PROGRAM SUPPLIES	333	113	1,985	24	24	785
06-80.14-592653	JUNIOR NATURALIST SUPPLIES	2,041	523	2,300			2,300
06-80.14-592654	NC SUMMER TINY TIKES SUPPLIES	18	28	50			40
06-80.14-592655	NC SUMMER PRESCHOOL SUPPLIES	31	40	75			60
06-80.14-592656	NC SUMMER JR KINDERGARTEN SUPPLIE	47	55	75			60
06-80.14-592657	NC JK ENRICHMENT SUPPLIES	145	113	225			180
06-80.14-592658	NC P/S ENRICHMENT SUPPLIES	135		225			165
06-90.03-591111	SOFTBALL- COED LEAGUE WAGES			450			495
06-90.03-591112	SOFTBALL- MEN'S 16" LEAGUE WAGES	1,635		1,050	469	469	1,155
06-90.03-591113	SOFTBALL- MEN'S 12" LEAGUE WAGES			900			1,012
06-90.03-592111	SOFTBALL- COED LEAGUE SUPPLIES			600			600
06-90.03-592112	SOFTBALL- MEN'S 16" LEAGUE SUPPLI	2,835	2,933	3,807	154	154	3,807
06-90.03-592113	SOFTBALL- MEN'S 12" LEAGUE SUPPLI			1,890	35	35	1,905
06-90.03-592114	SOFTBALL FIELD SUPPLIES			3,500			3,500
06-90.03-595111	SOFTBALL-COED LEAGUE CONTRACTUAL		595	1,330			1,368
06-90.03-595112	S/B MENS 16" CONTRACTUAL SERVICES	5,390	5,215	5,600	2,905	2,905	5,760
06-90.03-595113	S/B MENS 12" CONTRACTUAL SERVICES			1,925			2,268
06-90.03-599112	SOFTBALL- MEN'S 16" LEAGUE ASSN F						
06-90.03-599113	SOFTBALL- MEN'S 12" LEAGUE ASSN F						
PROGRAM EXPENSE		487,005	533,333	689,323	129,247	151,944	566,895
TOTAL APPROPRIATIONS		1,744,861	2,257,346	2,516,098	833,534	1,094,450	2,018,150
NET OF REVENUES/APPROPRIATIONS - FUND 06		282,534	(216,739)	(229,342)	247,199	15,902	(83,586)
BEGINNING FUND BALANCE		845,822	1,128,357	911,627	911,627	911,627	927,529
ENDING FUND BALANCE		1,128,356	911,618	682,285	1,158,826	927,529	843,943

BUDGET REPORT FO .SCA PARK DISTRICT
Fund: 06 RECREATION FUND

PROGRAM DETAIL
Calculations as of 04/30/2021

GL NUMBER	DESCRIPTION	2018-19 ACTIVITY	2019-20 ACTIVITY	2020-21 AMENDED BUDGET	2020-21 ACTIVITY THRU 04/30/21	2020-21 PROJECTED ACTIVITY	2021-22 SUPERVISOR BUDGET
Dept 30.01 - PRESCHOOL							
PROGRAM REVENUE (491)							
06-30.01-491019	PRESCHOOL FIELD TRIP COLLECTIONS	1,072	100	1,125	127	127	850
06-30.01-491020	PRESCHOOL-ENROLLMENT REVENUE	40,758	49,725	58,840	(2,574)	(2,574)	50,585
06-30.01-491021	TINY TIKES ENROLLMENT REVENUE	39,673	25,333	43,293	(2,853)	(2,853)	37,867
06-30.01-491022	JR KINDERGARTEN ENROLLMENT REVENU	57,710	44,107	55,962	41,526	46,950	45,765
06-30.01-491023	JR KINDERGARTEN FIELD TRIP COLLEC	1,138	242	1,125	127	127	850
NET OF REVENUES/APPROPRIATIONS - PROGRAM REVENUE		140,351	119,507	160,345	36,353	41,777	135,917
PROGRAM EXPENSE (591)							
06-30.01-591018	PRESCHOOL COORDINATOR WAGES	1,676	1,778	1,881	197	197	1,980
06-30.01-591020	PRESCHOOL WAGES	13,079	13,746	18,668	1,158	1,158	20,183
06-30.01-591021	TINY TIKES WAGES	10,054	7,335	15,356	389	389	16,196
06-30.01-591022	JR KINDERGARTEN WAGES	19,188	18,538	23,038	10,907	12,500	24,350
06-30.01-591024	JR KINDERGARTEN COORDINATOR WAGES	1,676	1,778	1,881	1,595	1,881	1,980
NET OF REVENUES/APPROPRIATIONS - PROGRAM EXPENSE		(45,673)	(43,175)	(60,824)	(14,246)	(16,125)	(64,689)
PROGRAM EXPENSE (592)							
06-30.01-592020	PRESCHOOL SUPPLIES	819	645	1,050			800
06-30.01-592021	TINY TIKES SUPPLIES	568	219	650			490
06-30.01-592022	JR KINDERGARTEN SUPPLIES	816	738	850	901	1,000	650
NET OF REVENUES/APPROPRIATIONS - PROGRAM EXPENSE		(2,203)	(1,602)	(2,550)	(901)	(1,000)	(1,940)
PROGRAM EXPENSE (595)							
06-30.01-595019	PRESCHOOL FIELD TRIP CONTRACTUAL	993		1,125			850
06-30.01-595023	JR KINDERGARTEN FIELD TRIP CONTRA	993		1,125			850
NET OF REVENUES/APPROPRIATIONS - PROGRAM EXPENSE		(1,986)		(2,250)			(1,700)
NET OF REVENUES/APPROPRIATIONS - 30.01 - PRESCHOOL		90,489	74,730	94,721	21,206	24,652	67,588

BUDGET REPORT FO SCA PARK DISTRICT

Fund: 06 RECREATION FUND

PROGRAM DETAIL

Calculations as of 04/30/2021

GL NUMBER	DESCRIPTION	2018-19 ACTIVITY	2019-20 ACTIVITY	2020-21 AMENDED BUDGET	2020-21 ACTIVITY THRU 04/30/21	2020-21 PROJECTED ACTIVITY	2021-22 SUPERVISOR BUDGET
Dept 30.02 - GENERAL PROGRAMS PRE-SCHOOL							
PROGRAM REVENUE (491)							
06-30.02-491025	LIL LEARNERS CAMP ENROLLMENT REVE	2,810	2,590	2,720	(540)	(540)	
06-30.02-491030	CAMP BUTTERFLIES REVENUE	25,625	31,422	35,074	4,617	4,617	20,296
06-30.02-491031	CAMP CATERPILLARS ENROLLMENT REVE	7,266	6,116	6,270	349	349	
06-30.02-491036	MISC PRESCHOOL CLASS-ENROLL REVEN	3,421	2,662	3,500	749	1,000	2,865
NET OF REVENUES/APPROPRIATIONS - PROGRAM REVENUE		39,122	42,790	47,564	5,175	5,426	23,161
PROGRAM EXPENSE (591)							
06-30.02-591025	LIL LEARNERS CAMP WAGES	1,201	1,235	1,342			
06-30.02-591030	CAMP BUTTERFLIES WAGES	13,309	15,344	18,202	2,973	2,973	11,402
06-30.02-591031	CAMP CATERPILLARS WAGES	3,483	3,171	3,533			
06-30.02-591036	MISC PRESCHOOL CLASS WAGES	609	310	600	20	60	505
NET OF REVENUES/APPROPRIATIONS - PROGRAM EXPENSE		(18,602)	(20,060)	(23,677)	(2,993)	(3,033)	(11,907)
PROGRAM EXPENSE (592)							
06-30.02-592025	LIL LEARNERS CAMP SUPPLIES	40	60	75			500
06-30.02-592030	CAMP BUTTERFLIES SUPPLIES	250	611	500	214	214	
06-30.02-592031	CAMP CATERPILLARS SUPPLIES	75	306	300			
06-30.02-592036	MISC PRESCHOOL SUPPLIES	230	210	300	32	100	300
NET OF REVENUES/APPROPRIATIONS - PROGRAM EXPENSE		(595)	(1,187)	(1,175)	(246)	(314)	(800)
PROGRAM EXPENSE (595)							
06-30.02-595036	MISC PRESCHOOL CONTRACTUAL	609	1,620	1,200	160		1,419
NET OF REVENUES/APPROPRIATIONS - PROGRAM EXPENSE		(609)	(1,620)	(1,200)	(160)		(1,419)
NET OF REVENUES/APPROPRIATIONS - 30.02 - GENERAL PRO		19,316	19,923	21,512	1,776	2,079	9,035

BUDGET REPORT FO ASCA PARK DISTRICT
Fund: 06 RECREATION FUND
PROGRAM DETAIL
Calculations as of 04/30/2021

GL NUMBER	DESCRIPTION	2018-19 ACTIVITY	2019-20 ACTIVITY	2020-21 AMENDED BUDGET	2020-21 ACTIVITY THRU 04/30/21	2020-21 PROJECTED ACTIVITY	2021-22 SUPERVISOR BUDGET
Dept 30.03 - ATHLETICS							
PROGRAM REVENUE (491)							
06-30.03-491026	IBSL REVENUE	19,197	20,090	19,930			19,160
06-30.03-491027	IBSL SPONSORSHIPS	3,800	6,300	6,400			2,000
06-30.03-491028	PEE WEE SOCCER REVENUE	1,873	395	1,560	545	545	1,560
06-30.03-491029	PEE WEE T-BALL REVENUE	3,985	6,456	5,200	3,690	3,690	4,550
06-30.03-491032	ADULT KICKBALL LEAGUE REVENUE		4,876	9,450	8,440	8,440	9,450
06-30.03-491035	LITTLE HOOPS REVENUE	2,780	5,851	4,550	1,456	1,456	4,550
06-30.03-491102	BASKETBALL LEAGUE REVENUE		6,028	7,800			7,800
06-30.03-491103	WIBA REVENUE	28,091	28,082	30,000	6,145	6,145	24,925
06-30.03-491104	TRAVEL WIBA REVENUE	18,820	19,944	15,900	2,200	2,200	15,900
06-30.03-491105	GOLF REVENUE	65					
06-30.03-491110	SOCCER REVENUE	8,739	10,465	11,250	2,720	2,720	8,625
06-30.03-491117	MARTIAL ARTS	3,866	1,694	1,920			2,700
06-30.03-491122	ADULT VOLLEYBALL LEAGUE REVENUE	400					
06-30.03-491127	MISC YOUTH SPORTS REVENUE	13,673	14,773	15,935	6,731	6,731	11,775
06-30.03-491128	SOCCER UNIFORM REVENUE	2,332	2,019	1,650	(428)	(428)	2,090
06-30.03-491133	U-6 SOCCER REVENUE	2,308	2,895	2,850	985	985	2,175
NET OF REVENUES/APPROPRIATIONS - PROGRAM REVENUE		109,929	129,868	134,395	32,484	32,484	117,260
PROGRAM EXPENSE (591)							
06-30.03-591026	IBSL WAGES		1,204	1,250			1,100
06-30.03-591028	PEE WEE SOCCER WAGES		9	200			220
06-30.03-591032	ADULT KICKBALL LEAGUE WAGES			900	838	838	660
06-30.03-591035	LITTLE HOOPS SUPERVISOR WAGES	38	186	100	21	21	110
06-30.03-591102	BASKETBALL LEAGUE WAGES		567	500			2,860
06-30.03-591103	WIBA WAGES	1,480	1,901	1,890			1,980
06-30.03-591104	TRAVEL WIBA WAGES	659	165	700			770
06-30.03-591110	SOCCER WAGES	234	450	800			800
06-30.03-591127	MISC YOUTH SPORTS WAGES	300		200			200
06-30.03-591133	U-6 SOCCER WAGES			160			
NET OF REVENUES/APPROPRIATIONS - PROGRAM EXPENSE		(2,711)	(4,482)	(6,700)	(859)	(859)	(8,700)
PROGRAM EXPENSE (592)							
06-30.03-592026	IBSL SUPPLIES	7,008	6,318	7,248			7,000
06-30.03-592028	PEE WEE SOCCER SUPPLIES	266		180			
06-30.03-592029	PEE WEE T-BALL SUPPLIES	792	1,432	1,120	751	751	1,050
06-30.03-592032	ADULT KICKBALL LEAGUE SUPPLIES		887	2,450	1,692	1,658	2,450
06-30.03-592035	LITTLE HOOPS SUPPLIES	287	562	465	214	300	325
06-30.03-592102	BASKETBALL LEAGUE SUPPLIES		1,107	1,316			1,316
06-30.03-592103	WIBA SUPPLIES	12,914	12,581	13,048	868	1,000	11,848
06-30.03-592104	TRAVEL WIBA SUPPLIES	7,377	6,087	10,050			9,550
06-30.03-592110	SOCCER SUPPLIES	686	694	750	146	146	575
06-30.03-592127	MISC YOUTH SPORTS SUPPLIES			400	53		400
06-30.03-592128	SOCCER UNIFORMS	1,267	1,502	1,305			1,655
06-30.03-592133	U-6 SOCCER SUPPLIES	545	664	875	51	51	437
NET OF REVENUES/APPROPRIATIONS - PROGRAM EXPENSE		(31,142)	(31,834)	(39,207)	(3,775)	(3,906)	(36,606)
PROGRAM EXPENSE (593)							
06-30.03-593110	ATHLETIC FIELD MAINTENANCE	1,574	3,359	1,500	203	147	
NET OF REVENUES/APPROPRIATIONS - PROGRAM EXPENSE		(1,574)	(3,359)	(1,500)	(203)	(147)	
PROGRAM EXPENSE (595)							
06-30.03-595026	IBSL CONTRACTUAL EXPENDITURES	2,263	2,500	5,064			5,064
06-30.03-595032	ADULT KICKBALL LEAGUE CONTRACTUAL		1,488	3,045	2,958	2,958	3,132

BUDGET REPORT FO SCA PARK DISTRICT
Fund: 06 RECREATION FUND
PROGRAM DETAIL
Calculations as of 04/30/2021

GL NUMBER	DESCRIPTION	2018-19 ACTIVITY	2019-20 ACTIVITY	2020-21 AMENDED BUDGET	2020-21 ACTIVITY THRU 04/30/21	2020-21 PROJECTED ACTIVITY	2021-22 SUPERVISOR BUDGET
Dept 30.03 - ATHLETICS							
PROGRAM EXPENSE (595)							
06-30.03-595102	BASKETBALL LEAGUE CONTRACTUAL SER		1,733	2,310			
06-30.03-595117	MARTIAL ARTS CONTRACTUAL EXPENSES	3,796	1,594	1,344			1,890
06-30.03-595127	MISC YOUTH SPORTS CONTRACTUAL EXP	9,372	9,031	11,154	2,307	2,500	8,243
NET OF REVENUES/APPROPRIATIONS - PROGRAM EXPENSE		(15,431)	(16,346)	(22,917)	(5,265)	(5,458)	(18,329)
NET OF REVENUES/APPROPRIATIONS - 30.03 - ATHLETICS		59,071	73,847	64,071	22,382	22,114	53,625

BUDGET REPORT FO SCA PARK DISTRICT
Fund: 06 RECREATION FUND

PROGRAM DETAIL
Calculations as of 04/30/2021

GL NUMBER	DESCRIPTION	2018-19 ACTIVITY	2019-20 ACTIVITY	2020-21 AMENDED BUDGET	2020-21 ACTIVITY THRU 04/30/21	2020-21 PROJECTED ACTIVITY	2021-22 SUPERVISOR BUDGET
Dept 30.05 - DANCE							
PROGRAM REVENUE (491)							
06-30.05-491250	DANCE CLASS REVENUE	71,846	48,003	64,766	33,835	33,824	44,788
06-30.05-491251	DANCE TEAM ENROLLMENT REVENUE	27,795	34,799	30,040	24,977	29,617	28,184
06-30.05-491252	DANCE TEAM SPONSORSHIP REVENUE	325	2,900	2,000			2,000
06-30.05-491253	DANCE TEAM COSTUME COLLECTIONS	10,385	12,155	11,000	2,810	2,900	8,625
06-30.05-491254	DANCE CLASS COSTUME COLLECTIONS	7,611	5,257	7,700	50	1,000	5,500
06-30.05-491255	DANCE TEAM FUNDRAISING INCOME	1,532	992	1,500	213	388	1,500
06-30.05-491257	DANCE RECITAL-TICKETS	6,489	8,025	7,440			2,500
06-30.05-491258	DANCE TEAM COMPETITION REVENUE	42,355	19,775	50,000	12,009	7,140	48,000
NET OF REVENUES/APPROPRIATIONS - PROGRAM REVENUE		168,338	131,906	174,446	73,894	74,869	141,097
PROGRAM EXPENSE (591)							
06-30.05-591250	DANCE CLASS WAGES	12,974	12,367	15,276	5,711	6,600	10,083
06-30.05-591251	DANCE TEAM WAGES	8,289	9,242	9,454	4,436	5,405	7,426
06-30.05-591257	DANCE RECITAL WAGES	672	958	1,196			462
NET OF REVENUES/APPROPRIATIONS - PROGRAM EXPENSE		(21,935)	(22,567)	(25,926)	(10,147)	(12,005)	(17,971)
PROGRAM EXPENSE (592)							
06-30.05-592250	DANCE CLASS SUPPLIES	118	30	300		50	300
06-30.05-592251	DANCE TEAM SUPPLIES	877	2,620	3,300		100	3,300
06-30.05-592252	DANCE TEAM SPONSORSHIP EXPENSES	325	159	2,000		300	2,000
06-30.05-592253	DANCE TEAM COSTUMES	10,063	12,313	10,210	90	2,591	8,000
06-30.05-592254	DANCE CLASS COSTUMES	6,499	4,388	7,000		800	5,000
06-30.05-592255	DANCE TEAM FUNDRAISING EXPENSES	630	538	1,500	(60)		1,500
06-30.05-592257	DANCE RECITAL SUPPLIES	188	316	200			150
NET OF REVENUES/APPROPRIATIONS - PROGRAM EXPENSE		(18,700)	(20,364)	(24,510)	(30)	(3,841)	(20,250)
PROGRAM EXPENSE (595)							
06-30.05-595257	DANCE RECITAL FACILITY RENTAL	1,762	949	4,100			1,500
06-30.05-595258	DANCE COMP ENTRY FEES	41,943	35,066	48,800	6,050	7,140	46,400
NET OF REVENUES/APPROPRIATIONS - PROGRAM EXPENSE		(43,705)	(36,015)	(52,900)	(6,050)	(7,140)	(47,900)
NET OF REVENUES/APPROPRIATIONS - 30.05 - DANCE		83,998	52,960	71,110	57,667	51,883	54,976

BUDGET REPORT FO SCA PARK DISTRICT
Fund: 06 RECREATION FUND

PROGRAM DETAIL
Calculations as of 04/30/2021

GL NUMBER	DESCRIPTION	2018-19 ACTIVITY	2019-20 ACTIVITY	2020-21 AMENDED BUDGET	2020-21 ACTIVITY THRU 04/30/21	2020-21 PROJECTED ACTIVITY	2021-22 SUPERVISOR BUDGET
Dept 30.06 - SERVICES							
PROGRAM REVENUE (491)							
06-30.06-491280	KIDS KLUB REVENUE	8,951	9,590	12,000	(122)	(62)	4,000
06-30.06-491291	BIRTHDAY PARTY REVENUE	2,306	985	3,500		150	1,000
NET OF REVENUES/APPROPRIATIONS - PROGRAM REVENUE		11,257	10,575	15,500	(122)	88	5,000
PROGRAM EXPENSE (591)							
06-30.06-591280	KIDS KLUB WAGES	15,604	16,571	15,500	(35)	(35)	4,000
06-30.06-591291	BIRTHDAY PARTY WAGES	906	607	500			300
NET OF REVENUES/APPROPRIATIONS - PROGRAM EXPENSE		(16,510)	(17,178)	(16,000)	35	35	(4,300)
PROGRAM EXPENSE (592)							
06-30.06-592280	KIDS KLUB SUPPLIES	9	13	100			100
06-30.06-592291	BIRTHDAY PARTY SUPPLIES	220		750			150
NET OF REVENUES/APPROPRIATIONS - PROGRAM EXPENSE		(229)	(13)	(850)			(250)
PROGRAM EXPENSE (595)							
06-30.06-595291	B-DAY PARTY CONTRACTUAL EXPENSE			200			200
NET OF REVENUES/APPROPRIATIONS - PROGRAM EXPENSE				(200)			(200)
NET OF REVENUES/APPROPRIATIONS - 30.06 - SERVICES		(5,482)	(6,616)	(1,550)	(87)	123	250

BUDGET REPORT FO .SCA PARK DISTRICT
Fund: 06 RECREATION FUND
PROGRAM DETAIL
Calculations as of 04/30/2021

GL NUMBER	DESCRIPTION	2018-19 ACTIVITY	2019-20 ACTIVITY	2020-21 AMENDED BUDGET	2020-21 ACTIVITY THRU 04/30/21	2020-21 PROJECTED ACTIVITY	2021-22 SUPERVISOR BUDGET
Dept 30.07 - GENERAL PROGRAMS YOUTH							
PROGRAM REVENUE (491)							
06-30.07-491307	MISC YOUTH CLASS REVENUE	9,457	12,179	20,384	8,877	9,000	15,882
NET OF REVENUES/APPROPRIATIONS - PROGRAM REVENUE		9,457	12,179	20,384	8,877	9,000	15,882
PROGRAM EXPENSE (591)							
06-30.07-591307	MISC YOUTH CLASS WAGES	2,316	3,312	5,433	491	500	6,135
NET OF REVENUES/APPROPRIATIONS - PROGRAM EXPENSE		(2,316)	(3,312)	(5,433)	(491)	(500)	(6,135)
PROGRAM EXPENSE (592)							
06-30.07-592307	MISC YOUTH CLASS SUPPLIES	1,231	2,064	2,690	2,749	2,749	3,280
NET OF REVENUES/APPROPRIATIONS - PROGRAM EXPENSE		(1,231)	(2,064)	(2,690)	(2,749)	(2,749)	(3,280)
PROGRAM EXPENSE (595)							
06-30.07-595307	MISC YOUTH CLASS CONTRACTUAL	1,496	3,021	6,292	221	221	2,402
NET OF REVENUES/APPROPRIATIONS - PROGRAM EXPENSE		(1,496)	(3,021)	(6,292)	(221)	(221)	(2,402)
NET OF REVENUES/APPROPRIATIONS - 30.07 - GENERAL PRO		4,414	3,782	5,969	5,416	5,530	4,065

BUDGET REPORT FO ASCA PARK DISTRICT
Fund: 06 RECREATION FUND
PROGRAM DETAIL
Calculations as of 04/30/2021

GL NUMBER	DESCRIPTION	2018-19 ACTIVITY	2019-20 ACTIVITY	2020-21 AMENDED BUDGET	2020-21 ACTIVITY THRU 04/30/21	2020-21 PROJECTED ACTIVITY	2021-22 SUPERVISOR BUDGET
Dept 30.08 - DAY CAMPS							
PROGRAM REVENUE (491)							
06-30.08-491350	CAMP ADVENTURE REVENUE	78,239	114,303	129,270	32,176	32,176	74,880
06-30.08-491352	SCHOOL ADVENTURE CAMP REVENUE				37,200	43,000	
NET OF REVENUES/APPROPRIATIONS - PROGRAM REVENUE		78,239	114,303	129,270	69,376	75,176	74,880
PROGRAM EXPENSE (591)							
06-30.08-591350	CAMP ADVENTURE WAGES	26,319	37,501	45,835	20,764	20,764	37,774
06-30.08-591352	SCHOOL ADVENTURE CAMP WAGES				9,789	10,500	
NET OF REVENUES/APPROPRIATIONS - PROGRAM EXPENSE		(26,319)	(37,501)	(45,835)	(30,553)	(31,264)	(37,774)
PROGRAM EXPENSE (592)							
06-30.08-592350	CAMP ADVENTURE-SUPPLIES	3,576	4,618	4,270	1,778	1,778	2,942
06-30.08-592352	SCHOOL ADVENTURE CAMP SUPPLIES				13	100	
NET OF REVENUES/APPROPRIATIONS - PROGRAM EXPENSE		(3,576)	(4,618)	(4,270)	(1,791)	(1,878)	(2,942)
PROGRAM EXPENSE (593)							
06-30.08-593350	CAMP ADVENTURE-TRAINING	2,391	4,347	3,300	1,062	1,062	2,420
NET OF REVENUES/APPROPRIATIONS - PROGRAM EXPENSE		(2,391)	(4,347)	(3,300)	(1,062)	(1,062)	(2,420)
PROGRAM EXPENSE (594)							
06-30.08-594350	CAMP ADVENTURE TRANSPORTATION EXP	2,997	4,424	4,500			
NET OF REVENUES/APPROPRIATIONS - PROGRAM EXPENSE		(2,997)	(4,424)	(4,500)			
PROGRAM EXPENSE (595)							
06-30.08-595350	CAMP ADVENTURE CONTRACTUAL EXPENS	4,279	2,662	3,600			3,600
NET OF REVENUES/APPROPRIATIONS - PROGRAM EXPENSE		(4,279)	(2,662)	(3,600)			(3,600)
NET OF REVENUES/APPROPRIATIONS - 30.08 - DAY CAMPS		38,677	60,751	67,765	35,970	40,972	28,144

BUDGET REPORT FO ASCA PARK DISTRICT
Fund: 06 RECREATION FUND
PROGRAM DETAIL
Calculations as of 04/30/2021

GL NUMBER	DESCRIPTION	2018-19 ACTIVITY	2019-20 ACTIVITY	2020-21 AMENDED BUDGET	2020-21 ACTIVITY THRU 04/30/21	2020-21 PROJECTED ACTIVITY	2021-22 SUPERVISOR BUDGET
Dept 30.09 - GEN. PROGRAMS - ADULT							
PROGRAM REVENUE (491)							
06-30.09-491382	MISC ADULT CLASS REVENUE	2,029	1,335	5,958	117	117	6,650
NET OF REVENUES/APPROPRIATIONS - PROGRAM REVENUE		2,029	1,335	5,958	117	117	6,650
PROGRAM EXPENSE (591)							
06-30.09-591382	MISC ADULT WAGES						176
NET OF REVENUES/APPROPRIATIONS - PROGRAM EXPENSE							(176)
PROGRAM EXPENSE (595)							
06-30.09-595382	MISC ADULT CLASS CONTRACTUAL EXPE	978	520	4,081	24	24	4,339
NET OF REVENUES/APPROPRIATIONS - PROGRAM EXPENSE		(978)	(520)	(4,081)	(24)	(24)	(4,339)
NET OF REVENUES/APPROPRIATIONS - 30.09 - GEN. PROGRA		1,051	815	1,877	93	93	2,135

BUDGET REPORT FO ASCA PARK DISTRICT
Fund: 06 RECREATION FUND

PROGRAM DETAIL
Calculations as of 04/30/2021

GL NUMBER	DESCRIPTION	2018-19 ACTIVITY	2019-20 ACTIVITY	2020-21 AMENDED BUDGET	2020-21 ACTIVITY THRU 04/30/21	2020-21 PROJECTED ACTIVITY	2021-22 SUPERVISOR BUDGET
Dept 30.10 - TRIPS							
PROGRAM REVENUE (491)							
06-30.10-491408	ADULT TRIP REVENUE	4,369	20,344	46,477	3,195	3,195	37,875
NET OF REVENUES/APPROPRIATIONS - PROGRAM REVENUE		4,369	20,344	46,477	3,195	3,195	37,875
PROGRAM EXPENSE (591)							
06-30.10-591408	ADULT TRIP WAGES			80			80
NET OF REVENUES/APPROPRIATIONS - PROGRAM EXPENSE				(80)			(80)
PROGRAM EXPENSE (592)							
06-30.10-592408	ADULT TRIPS SUPPLIES	155	13	200	36	36	
NET OF REVENUES/APPROPRIATIONS - PROGRAM EXPENSE		(155)	(13)	(200)	(36)	(36)	
PROGRAM EXPENSE (595)							
06-30.10-595408	ADULT TRIPS CONTRACTS	2,596	17,093	37,270			29,958
NET OF REVENUES/APPROPRIATIONS - PROGRAM EXPENSE		(2,596)	(17,093)	(37,270)			(29,958)
NET OF REVENUES/APPROPRIATIONS - 30.10 - TRIPS		1,618	3,238	8,927	3,159	3,159	7,837

BUDGET REPORT FO ASCA PARK DISTRICT
Fund: 06 RECREATION FUND
PROGRAM DETAIL
Calculations as of 04/30/2021

GL NUMBER	DESCRIPTION	2018-19 ACTIVITY	2019-20 ACTIVITY	2020-21 AMENDED BUDGET	2020-21 ACTIVITY THRU 04/30/21	2020-21 PROJECTED ACTIVITY	2021-22 SUPERVISOR BUDGET
Dept 30.11 - GENERAL PROGRAMS SR. CITIZENS							
PROGRAM REVENUE (491)							
06-30.11-491700	SENIOR CLUB REGISTRATION	2,470	3,093	3,600			3,600
06-30.11-491701	SENIOR CLUB FUNDRAISING INCOME	1,539	1,095	1,500			1,500
NET OF REVENUES/APPROPRIATIONS - PROGRAM REVENUE		4,009	4,188	5,100			5,100
PROGRAM EXPENSE (592)							
06-30.11-592700	SENIOR CLUB FUNDRAISING EXPENSES	700	1,095	1,500	(60)		1,500
NET OF REVENUES/APPROPRIATIONS - PROGRAM EXPENSE		(700)	(1,095)	(1,500)	60		(1,500)
PROGRAM EXPENSE (594)							
06-30.11-594700	SENIOR CLUB TRIP TRANSPORTATION	2,723	2,160	2,500			2,500
NET OF REVENUES/APPROPRIATIONS - PROGRAM EXPENSE		(2,723)	(2,160)	(2,500)			(2,500)
PROGRAM EXPENSE (595)							
06-30.11-595700	SENIOR CLUB REGISTRATION P/O	2,470	3,093	3,600			3,600
NET OF REVENUES/APPROPRIATIONS - PROGRAM EXPENSE		(2,470)	(3,093)	(3,600)			(3,600)
PROGRAM EXPENSE (599)							
06-30.11-599700	SENIOR CLUB MISCELLANEOUS EXPENSE	2,277	278	1,000	210	210	1,000
NET OF REVENUES/APPROPRIATIONS - PROGRAM EXPENSE		(2,277)	(278)	(1,000)	(210)	(210)	(1,000)
NET OF REVENUES/APPROPRIATIONS - 30.11 - GENERAL PRO		(4,161)	(2,438)	(3,500)	(150)	(210)	(3,500)

BUDGET REPORT FO ASCA PARK DISTRICT
Fund: 06 RECREATION FUND

PROGRAM DETAIL
Calculations as of 04/30/2021

GL NUMBER	DESCRIPTION	2018-19 ACTIVITY	2019-20 ACTIVITY	2020-21 AMENDED BUDGET	2020-21 ACTIVITY THRU 04/30/21	2020-21 PROJECTED ACTIVITY	2021-22 SUPERVISOR BUDGET
Dept 30.12 - SPECIAL EVENTS							
PROGRAM REVENUE (491)							
06-30.12-491500	HALLOWEEN EVENT REVENUE	3,500	3,500	3,500	3,800	3,800	3,500
06-30.12-491501	HALLOWEEN TRAIL EVENTS		2,861	3,095	2,850	2,850	3,300
06-30.12-491502	SANTAS WORKSHOP REVENUE	1,000	1,000	1,000	1,000	1,000	1,000
06-30.12-491503	DOG PARK EVENT REVENUE			2,010			1,930
06-30.12-491505	BUNNY EVENT REVENUE	558		490	1,890	1,500	1,960
06-30.12-491506	SUMMER CONCERT REVENUE	6,000	6,000	6,000	6,000	6,000	10,000
06-30.12-491507	MISC SPECIAL EVENT REVENUE	3,175	455	3,000	22,048	22,068	8,825
06-30.12-491509	MEMORIAL DAY PARADE REVENUE	10,170	9,270	10,225			10,225
06-30.12-491510	POLAR EXPRESS REVENUE	9,813	9,696	11,000	2,175	2,175	7,500
06-30.12-491511	3-ON-3 BBALL REVENUE	5,575	4,725	6,300			6,550
06-30.12-491512	OKTOBERFEST REVENUE	1,203	1,243	1,200			1,200
06-30.12-491513	ITASCAFEST BAGS TOURNAMENT REVENU		100	550			550
NET OF REVENUES/APPROPRIATIONS - PROGRAM REVENUE		40,994	38,850	48,370	39,763	39,393	56,540
PROGRAM EXPENSE (591)							
06-30.12-591500	HALLOWEEN EVENT WAGES	152	165	310	162	162	341
06-30.12-591501	HALLOWEEN TRAIL EVENTS WAGES		223	500	192	192	642
06-30.12-591502	SANTA'S WORKSHOP WAGES	187	254	250	92	93	220
06-30.12-591503	DOG PARK EVENT WAGES			200			220
06-30.12-591505	BUNNY EVENT WAGES	157	210	353	177	250	341
06-30.12-591507	MISC SPECIAL EVENT WAGES	442	128	500	151	300	500
06-30.12-591508	NATIONAL NIGHT OUT WAGES	34		250			
06-30.12-591509	MEMORIAL DAY PARADE WAGES	208	222	300			288
06-30.12-591510	POLAR EXPRESS WAGES	712	744	800	68	68	750
06-30.12-591511	3-ON-3 BBALL WAGES	160	153	700			770
06-30.12-592504	5K/RACES SUPPLIES					150	
NET OF REVENUES/APPROPRIATIONS - PROGRAM EXPENSE		(2,052)	(2,099)	(4,163)	(842)	(1,215)	(4,072)
PROGRAM EXPENSE (592)							
06-30.12-592500	HALLOWEEN EVENT SUPPLIES	1,112	1,595	1,135	2,383	2,383	1,135
06-30.12-592501	HALLOWEEN TRAIL EVENTS SUPPLIES		1,512	1,720	968	968	1,700
06-30.12-592502	SANTAS WORKSHOP SUPPLIES	222	221	450	298	240	450
06-30.12-592503	DOG PARK EVENT SUPPLIES			760			840
06-30.12-592505	BUNNY EVENT SUPPLIES	933	582	940	1,508	1,200	1,608
06-30.12-592507	MISC SPECIAL EVENT SUPPLIES	1,508	197	1,500	5,131	12,000	1,500
06-30.12-592508	NATIONAL NIGHT OUT SUPPLIES			750			
06-30.12-592509	MEMORIAL DAY PARADE SUPPLIES	237	1,306	1,075	1,785	1,785	1,075
06-30.12-592510	POLAR EXPRESS SUPPLIES	894	988	1,200	958	960	1,000
06-30.12-592511	3 ON 3 BBALL SUPPLIES/EXPENSES	2,687	2,255	2,660			2,420
06-30.12-592512	OKTOBERFEST SUPPLIES	1,203	1,247	1,300			1,200
NET OF REVENUES/APPROPRIATIONS - PROGRAM EXPENSE		(8,796)	(9,903)	(13,490)	(13,031)	(19,536)	(12,928)
PROGRAM EXPENSE (595)							
06-30.12-595500	HALLOWEEN EVENT CONTRACTUAL EXPEN	1,952	2,120	2,150	2,439	2,439	2,150
06-30.12-595502	SANTAS WORKSHOP CONTRACTUAL EXPEN	330	450	600	210	210	315
06-30.12-595506	SUMMER CONCERT CONTRACTUAL EXPENS	6,000	6,000	6,000	5,000	5,000	10,000
06-30.12-595507	MISC SPECIAL EVENT CONTRACTUAL EX			80	1,650	1,650	5,900
06-30.12-595508	NATIONAL NIGHT OUT CONTRACTUAL EX	400	675	1,000			1,000
06-30.12-595509	MEMORIAL DAY PARADE CONTRACTUAL E	7,800	7,900	8,900			9,775
06-30.12-595510	POLAR EXPRESS CONTRACTUAL EXPENSE	1,655	1,655	2,000	200	200	1,000
06-30.12-595513	ITASCAFEST BAGS TOURNEY CONTRACTU			385			385
NET OF REVENUES/APPROPRIATIONS - PROGRAM EXPENSE		(18,137)	(18,800)	(21,115)	(9,499)	(9,499)	(30,525)

BUDGET REPORT FO ASCA PARK DISTRICT

Fund: 06 RECREATION FUND

PROGRAM DETAIL

Calculations as of 04/30/2021

GL NUMBER	DESCRIPTION	2018-19 ACTIVITY	2019-20 ACTIVITY	2020-21 AMENDED BUDGET	2020-21 ACTIVITY THRU 04/30/21	2020-21 PROJECTED ACTIVITY	2021-22 SUPERVISOR BUDGET
Dept 30.12 - SPECIAL EVENTS							
NET OF REVENUES/APPROPRIATIONS - 30.12 - SPECIAL EVE		12,009	8,048	9,602	16,391	9,143	9,015

BUDGET REPORT FO ASCA PARK DISTRICT
Fund: 06 RECREATION FUND
PROGRAM DETAIL
Calculations as of 04/30/2021

GL NUMBER	DESCRIPTION	2018-19 ACTIVITY	2019-20 ACTIVITY	2020-21 AMENDED BUDGET	2020-21 ACTIVITY THRU 04/30/21	2020-21 PROJECTED ACTIVITY	2021-22 SUPERVISOR BUDGET
Dept 30.15 - GENERAL PROGRAMS TEENS							
PROGRAM REVENUE (491)							
06-30.15-491680	TEEN DANCE-REVENUE	5,059	3,591	4,715			3,358
06-30.15-491683	MISC TEEN TRIP REVENUE	2,191	3,609	3,567	210	180	2,301
06-30.15-491684	TEEN TRAVEL CAMP REVENUE	22,500	35,848	41,760			
NET OF REVENUES/APPROPRIATIONS - PROGRAM REVENUE		29,750	43,048	50,042	210	180	5,659
PROGRAM EXPENSE (591)							
06-30.15-591680	TEEN DANCE WAGES	1,100	1,059	1,394			1,454
06-30.15-591683	MISC TEEN TRIP WAGES			137			200
06-30.15-591684	TEEN TRAVEL CAMP WAGES	5,908	9,586	12,546			
NET OF REVENUES/APPROPRIATIONS - PROGRAM EXPENSE		(7,008)	(10,645)	(14,077)			(1,654)
PROGRAM EXPENSE (592)							
06-30.15-592680	TEEN DANCE SUPPLIES	800	1,005	1,125			1,000
06-30.15-592683	MISC TEEN TRIPS SUPPLIES	569	365	650			560
NET OF REVENUES/APPROPRIATIONS - PROGRAM EXPENSE		(1,369)	(1,370)	(1,775)			(1,560)
PROGRAM EXPENSE (595)							
06-30.15-595680	TEEN DANCE CONTRACTUAL EXPENSES	2,750	2,200	2,750			2,750
06-30.15-595683	MISC TEEN TRIPS-CONTRACTUAL EXPEN	68	211	120			150
06-30.15-595684	TEEN TRAVEL CAMP CONTRACTUAL EXPE	4,766	7,426	7,280	83	83	
NET OF REVENUES/APPROPRIATIONS - PROGRAM EXPENSE		(7,584)	(9,837)	(10,150)	(83)	(83)	(2,900)
NET OF REVENUES/APPROPRIATIONS - 30.15 - GENERAL PRO		13,789	21,196	24,040	127	97	(455)

BUDGET REPORT FO SCA PARK DISTRICT
Fund: 06 RECREATION FUND
PROGRAM DETAIL
Calculations as of 04/30/2021

GL NUMBER	DESCRIPTION	2018-19 ACTIVITY	2019-20 ACTIVITY	2020-21 AMENDED BUDGET	2020-21 ACTIVITY THRU 04/30/21	2020-21 PROJECTED ACTIVITY	2021-22 SUPERVISOR BUDGET
Dept 30.16 - GYMNASTICS PROGRAMS							
PROGRAM REVENUE (491)							
06-30.16-491106	RECREATIONAL GYMNASTICS REVENUE	9,555	7,384	10,000	40	40	2,500
06-30.16-491118	COMP GYMNASTICS FUNDRAISING INCOM	5,781	5,856	6,000			2,500
06-30.16-491120	COMP GYMNASTICS HOME MEET ENTRY R	36,400	69,978	38,000		4,000	22,000
06-30.16-491121	COMP GYM AWAY MEET FEE COLLECTION	4,865	2,970	6,000	2,000	3,000	5,400
06-30.16-491123	GYMNASTICS HOME MEET DOOR FEES		11,947	6,000		2,500	2,000
06-30.16-491124	GYMNASTICS MISC HOME MEET REVENUE		617				
06-30.16-491135	PRE-SCHOOL GYMNASTIC REVENUE	12,161	7,579	11,500			6,500
06-30.16-491136	COMPETITIVE GYMNASTICS REVENUE	46,671	41,190	48,000	26,837	28,000	33,000
06-30.16-491137	COMP GYMNASTICS APPAREL COLLECTIO	2,250	481	3,000			2,500
NET OF REVENUES/APPROPRIATIONS - PROGRAM REVENUE		117,683	148,002	128,500	28,877	37,540	76,400
PROGRAM EXPENSE (591)							
06-30.16-591106	RECREATIONAL GYMNASTICS WAGES	5,090	5,238	4,800			1,200
06-30.16-591120	COMPETITIVE HOME MEET WAGES	1,271	10,015	1,800		500	2,000
06-30.16-591121	COMPETITIVE AWAY MEET WAGES	2,305	800	2,200	180	400	2,000
06-30.16-591135	PRE-SCHOOL GYMNASTIC WAGES	4,107	6,686	4,500			3,800
06-30.16-591136	COMPETITIVE GYMNASTIC WAGES	19,252	8,600	18,000	7,442	7,500	12,500
06-30.16-591137	GYMNASTICS DIRECTOR WAGES	15,567	9,778	12,000			10,000
NET OF REVENUES/APPROPRIATIONS - PROGRAM EXPENSE		(47,592)	(41,117)	(43,300)	(7,622)	(8,400)	(31,500)
PROGRAM EXPENSE (592)							
06-30.16-592106	RECREATIONAL GYMNASTIC SUPPLIES	844	92	750			300
06-30.16-592118	COMP GYMNASTICS FUNDRAISING EXPEN	3,282	2,978	5,000	89	90	2,500
06-30.16-592120	COMP GYMNASTICS HOME MEET EXPENSE	10,635	26,907	10,500	12	1,000	8,000
06-30.16-592123	GYMNASTICS MISCELLANEOUS EXPENSES	155	5,400	5,500			2,000
06-30.16-592135	PRE-SCHOOL GYMNASTIC SUPPLIES	300	26	500			250
06-30.16-592136	COMPETITIVE GYMNASTIC SUPPLIES	507	361	1,500		250	1,200
06-30.16-592137	COMP GYMNASTICS APPAREL EXPENSES	2,115	290	3,000			2,300
NET OF REVENUES/APPROPRIATIONS - PROGRAM EXPENSE		(17,838)	(36,054)	(26,750)	(101)	(1,340)	(16,550)
PROGRAM EXPENSE (595)							
06-30.16-595120	CONTRACTUAL GYMNASTICS JUDGING FE		10,836	3,500		1,500	3,500
06-30.16-595121	COMP GYMNASTICS AWAY MEET FEES	4,088	2,938	5,000	834	2,275	5,000
NET OF REVENUES/APPROPRIATIONS - PROGRAM EXPENSE		(4,088)	(13,774)	(8,500)	(834)	(3,775)	(8,500)
NET OF REVENUES/APPROPRIATIONS - 30.16 - GYMNASTICS		48,165	57,057	49,950	20,320	24,025	19,850

BUDGET REPORT FO SCA PARK DISTRICT
Fund: 06 RECREATION FUND
PROGRAM DETAIL
Calculations as of 04/30/2021

GL NUMBER	DESCRIPTION	2018-19 ACTIVITY	2019-20 ACTIVITY	2020-21 AMENDED BUDGET	2020-21 ACTIVITY THRU 04/30/21	2020-21 PROJECTED ACTIVITY	2021-22 SUPERVISOR BUDGET
Dept 50.00 - POOL - ADMINISTRATION							
PROGRAM REVENUE (491)							
06-50.00-491603	SWIM LESSON REVENUE	15,852	13,477	15,000			15,000
06-50.00-491604	SWIM TEAM REVENUE	23,477	27,149	27,000	16,428	16,428	27,000
06-50.00-491605	DIVE TEAM REVENUE	2,000	1,450	1,800			1,800
06-50.00-491606	POOL PROGRAM REVENUE			500			500
06-50.00-491607	BIRTHDAY PARTY REVENUE	10,109	17,308	15,000			15,000
06-50.00-491608	SURF & TURF REVENUE	3,028	4,745	4,905			4,905
06-50.00-491610	H20-NITES SPONSORSHIP	4,800	4,800	4,800			
NET OF REVENUES/APPROPRIATIONS - PROGRAM REVENUE		59,266	68,929	69,005	16,428	16,428	64,205
PROGRAM EXPENSE (591)							
06-50.00-591603	SWIM LESSON WAGES	5,276	4,920	6,000			6,000
06-50.00-591604	SWIM TEAM COACH WAGES	13,982	14,700	15,000	1,858	1,858	15,000
06-50.00-591605	DIVE TEAM COACH WAGES	1,000	725	900			900
06-50.00-591606	POOL PROGRAM WAGES			200			200
06-50.00-591607	POOL BDAY PARTY WAGES			100			100
06-50.00-591608	SURF & TURF WAGES	2,170	2,718	3,369			3,369
06-50.00-591609	SWIM TEAM LIFE GUARD WAGES	3,852	4,423	5,000			5,000
06-50.00-591610	H20 NITE WAGES	2,629	3,231	3,500			
NET OF REVENUES/APPROPRIATIONS - PROGRAM EXPENSE		(28,909)	(30,717)	(34,069)	(1,858)	(1,858)	(30,569)
PROGRAM EXPENSE (592)							
06-50.00-592603	SWIM LESSONS PROGRAM SUPPLIES		204	250			250
06-50.00-592604	SWIM TEAM SUPPLIES	312		500			500
06-50.00-592606	POOL PROGRAM SUPPLIES	1,011	788	750			750
06-50.00-592607	POOL BIRTHDAY SUPPLIES	409	735	700			700
06-50.00-592608	SURF & TURF SUPPLIES	100	100	100			100
NET OF REVENUES/APPROPRIATIONS - PROGRAM EXPENSE		(1,832)	(1,827)	(2,300)			(2,300)
PROGRAM EXPENSE (594)							
06-50.00-594604	SWIM TEAM TRANSPORTATION	2,507	1,680	2,200			
NET OF REVENUES/APPROPRIATIONS - PROGRAM EXPENSE		(2,507)	(1,680)	(2,200)			
PROGRAM EXPENSE (595)							
06-50.00-595604	SWIM TEAM CONTRACTUAL EXPENSES	1,250					
06-50.00-595610	H20 NITE CONTRACTUAL EXPENSES	1,100	1,375	1,500			
NET OF REVENUES/APPROPRIATIONS - PROGRAM EXPENSE		(2,350)	(1,375)	(1,500)			
PROGRAM EXPENSE (599)							
06-50.00-599604	SWIM TEAM ASSOCIATION FEES	902		1,000			1,000
NET OF REVENUES/APPROPRIATIONS - PROGRAM EXPENSE		(902)		(1,000)			(1,000)
NET OF REVENUES/APPROPRIATIONS - 50.00 - POOL - ADMI		22,766	33,330	27,936	14,570	14,570	30,336

BUDGET REPORT FO .SCA PARK DISTRICT

Fund: 06 RECREATION FUND

PROGRAM DETAIL

Calculations as of 04/30/2021

GL NUMBER	DESCRIPTION	2018-19 ACTIVITY	2019-20 ACTIVITY	2020-21 AMENDED BUDGET	2020-21 ACTIVITY THRU 04/30/21	2020-21 PROJECTED ACTIVITY	2021-22 SUPERVISOR BUDGET
Dept 60.04 - FITNESS-AEROBICS/EXERCISING							
PROGRAM REVENUE (491)							
06-60.04-491200	AEROBICS REVENUE	21,046	16,379	25,500	(3,337)	(1,130)	
06-60.04-491201	DAILY FEE AEROBICS REVENUE	1,646	1,097	2,150	60	60	
06-60.04-491204	REGISTRATION AEROBIC CLASS REVENU	4,456	5,061	8,500	4,594	4,500	27,325
06-60.04-491205	CORPORATE FITNESS	6,500	6,500	6,500			4,875
NET OF REVENUES/APPROPRIATIONS - PROGRAM REVENUE		33,648	29,037	42,650	1,317	3,430	32,200
PROGRAM EXPENSE (591)							
06-60.04-591200	AEROBIC WAGES	19,099	18,897	23,000	3,822	4,200	
06-60.04-591204	REGISTRATION AEROBIC CLASS WAGES	2,109	1,363	4,250	110	280	20,315
06-60.04-591205	CORPORATE FITNESS WAGES	2,920	360	2,500			2,000
NET OF REVENUES/APPROPRIATIONS - PROGRAM EXPENSE		(24,128)	(20,620)	(29,750)	(4,032)	(4,480)	(22,315)
PROGRAM EXPENSE (592)							
06-60.04-592203	AEROBICS SUPPLIES	896	1,108	1,500		200	1,200
06-60.04-592205	CORPORATE FITNESS SUPPLIES		15	200			200
NET OF REVENUES/APPROPRIATIONS - PROGRAM EXPENSE		(896)	(1,123)	(1,700)		(200)	(1,400)
PROGRAM EXPENSE (593)							
06-60.04-593204	AEROBIC CERTIFICATIONS/SEMINARS	483	175	500			500
NET OF REVENUES/APPROPRIATIONS - PROGRAM EXPENSE		(483)	(175)	(500)			(500)
NET OF REVENUES/APPROPRIATIONS - 60.04 - FITNESS-AER		8,141	7,119	10,700	(2,715)	(1,250)	7,985

BUDGET REPORT FO ASCA PARK DISTRICT
Fund: 06 RECREATION FUND
PROGRAM DETAIL
Calculations as of 04/30/2021

GL NUMBER	DESCRIPTION	2018-19 ACTIVITY	2019-20 ACTIVITY	2020-21 AMENDED BUDGET	2020-21 ACTIVITY THRU 04/30/21	2020-21 PROJECTED ACTIVITY	2021-22 SUPERVISOR BUDGET
Dept 80.14 - NATURE CENTER							
PROGRAM REVENUE (491)							
06-80.14-491650	OUT OF DISTRICT SCHOOL PROG REVEN	180	585	605			265
06-80.14-491651	NATURE DAY CAMP REVENUE	14,811	13,425	16,822	5,313	5,313	11,894
06-80.14-491652	NC MISC PROG REVENUE	6,992	4,691	14,322	13,719	13,672	5,472
06-80.14-491653	NC/VILL CO-OP JR NAT PROGRAM	5,000	5,000	5,000	5,000	5,000	5,000
06-80.14-491654	NC SUMMER TINY TIKES	1,220	1,140	1,498	614	614	1,250
06-80.14-491655	NC SUMMER PRESCHOOL	2,720	2,910	2,830	1,446	1,446	2,368
06-80.14-491656	NC SUMMER JR KINDERGARTEN	3,515	2,790	2,665	1,299	1,299	2,228
06-80.14-491657	NC JK ENRICHMENT PROGRAM	11,813	12,466	22,628	(1,072)	(1,072)	18,238
06-80.14-491658	NC P/S ENRICHMENT PROGRAM	9,486	5,561	16,138	(333)	(333)	12,731
NET OF REVENUES/APPROPRIATIONS - PROGRAM REVENUE		55,737	48,568	82,508	25,986	25,939	59,446
PROGRAM EXPENSE (591)							
06-80.14-591650	SCHOOL PROGRAM WAGES			180			
06-80.14-591651	NATURE DAY CAMP WAGES	3,432	3,156	5,861	1,654	1,654	5,060
06-80.14-591652	NC MISC PROGRAMMING WAGES	2,472	1,144	6,128	2,507	2,900	1,968
06-80.14-591653	JUNIOR NATURALIST WAGES	2,110	1,675	2,700			2,700
06-80.14-591654	NC SUMMER TINY TIKES WAGES	417	532	597	228	228	636
06-80.14-591655	NC SUMMER PRESCHOOL WAGES	866	1,164	1,409	260	260	1,484
06-80.14-591656	NC SUMMER JR KINDERGARTEN WAGES	991	992	980	768	768	1,022
06-80.14-591657	NC JK ENRICHMENT WAGES	5,244	4,756	12,007	256	256	12,425
06-80.14-591658	NC P/S ENRICHMENT WAGES	3,889	2,677	7,871	168	168	8,910
NET OF REVENUES/APPROPRIATIONS - PROGRAM EXPENSE		(19,421)	(16,098)	(37,733)	(5,841)	(6,234)	(34,205)
PROGRAM EXPENSE (592)							
06-80.14-592650	SCHOOL PROG SUPPLIES			50			
06-80.14-592651	NATURE DAY CAMP SUPPLIES	394	501	677			290
06-80.14-592652	NC MISC PROGRAM SUPPLIES	333	113	1,985	24	24	785
06-80.14-592653	JUNIOR NATURALIST SUPPLIES	2,041	523	2,300			2,300
06-80.14-592654	NC SUMMER TINY TIKES SUPPLIES	18	28	50			40
06-80.14-592655	NC SUMMER PRESCHOOL SUPPLIES	31	40	75			60
06-80.14-592656	NC SUMMER JR KINDERGARTEN SUPPLIE	47	55	75			60
06-80.14-592657	NC JK ENRICHMENT SUPPLIES	145	113	225			180
06-80.14-592658	NC P/S ENRICHMENT SUPPLIES	135		225			165
NET OF REVENUES/APPROPRIATIONS - PROGRAM EXPENSE		(3,144)	(1,373)	(5,662)	(24)	(24)	(3,880)
NET OF REVENUES/APPROPRIATIONS - 80.14 - NATURE CENT		33,172	31,097	39,113	20,121	19,681	21,361

BUDGET REPORT FO: SCA PARK DISTRICT
Fund: 06 RECREATION FUND
PROGRAM DETAIL
Calculations as of 04/30/2021

GL NUMBER	DESCRIPTION	2018-19 ACTIVITY	2019-20 ACTIVITY	2020-21 AMENDED BUDGET	2020-21 ACTIVITY THRU 04/30/21	2020-21 PROJECTED ACTIVITY	2021-22 SUPERVISOR BUDGET
Dept 90.03 - SOFTBALL COMPLEX							
PROGRAM REVENUE (491)							
06-90.03-491111	SOFTBALL- COED LEAGUE REVENUE		949	3,800			3,800
06-90.03-491112	SOFTBALL- MEN'S 16" LEAGUE REVENU	15,950	22,450	16,350	825	825	16,350
06-90.03-491113	SOFTBALL- MEN'S 12" LEAGUE REVENU			7,100			7,600
NET OF REVENUES/APPROPRIATIONS - PROGRAM REVENUE		15,950	23,399	27,250	825	825	27,750
PROGRAM EXPENSE (591)							
06-90.03-591111	SOFTBALL- COED LEAGUE WAGES			450			495
06-90.03-591112	SOFTBALL- MEN'S 16" LEAGUE WAGES	1,635		1,050	469	469	1,155
06-90.03-591113	SOFTBALL- MEN'S 12" LEAGUE WAGES			900			1,012
NET OF REVENUES/APPROPRIATIONS - PROGRAM EXPENSE		(1,635)		(2,400)	(469)	(469)	(2,662)
PROGRAM EXPENSE (592)							
06-90.03-592111	SOFTBALL- COED LEAGUE SUPPLIES			600			600
06-90.03-592112	SOFTBALL- MEN'S 16" LEAGUE SUPPLI	2,835	2,933	3,807	154	154	3,807
06-90.03-592113	SOFTBALL- MEN'S 12" LEAGUE SUPPLI			1,890	35	35	1,905
06-90.03-592114	SOFTBALL FIELD SUPPLIES			3,500			3,500
NET OF REVENUES/APPROPRIATIONS - PROGRAM EXPENSE		(2,835)	(2,933)	(9,797)	(189)	(189)	(9,812)
PROGRAM EXPENSE (595)							
06-90.03-595111	SOFTBALL-COED LEAGUE CONTRACTUAL		595	1,330			1,368
06-90.03-595112	S/B MENS 16" CONTRACTUAL SERVICES	5,390	5,215	5,600	2,905	2,905	5,760
06-90.03-595113	S/B MENS 12" CONTRACTUAL SERVICES			1,925			2,268
NET OF REVENUES/APPROPRIATIONS - PROGRAM EXPENSE		(5,390)	(5,810)	(8,855)	(2,905)	(2,905)	(9,396)
NET OF REVENUES/APPROPRIATIONS - 90.03 - SOFTBALL CO		6,090	14,656	6,198	(2,738)	(2,738)	5,880
ESTIMATED REVENUES - FUND 06		920,128	986,828	1,187,764	342,755	365,867	885,022
APPROPRIATIONS - FUND 06		487,005	533,333	689,323	129,247	151,944	566,895
NET OF REVENUES/APPROPRIATIONS - FUND 06		433,123	453,495	498,441	213,508	213,923	318,127
BEGINNING FUND BALANCE		845,822	1,128,357	911,627	911,627	911,627	1,125,550
ENDING FUND BALANCE		1,278,945	1,581,852	1,410,068	1,125,135	1,125,550	1,443,677

BUDGET REPORT FO SCA PARK DISTRICT
Fund: 06 REC ATION FUND
PROGRAM DETAIL
Calculations as of 04/30/2021

GL NUMBER	DESCRIPTION	2018-19 ACTIVITY	2019-20 ACTIVITY	2020-21 AMENDED BUDGET	2020-21 ACTIVITY THRU 04/30/21	2020-21 PROJECTED ACTIVITY	2021-22 SUPERVISOR BUDGET
Dept 30.01 - PRESCHOOL							
PROGRAM REVENUE (491)							
06-30.01-491019	PRESCHOOL FIELD TRIP COLLECTIONS	1,072	100	1,125	127	127	850
06-30.01-491020	PRESCHOOL-ENROLLMENT REVENUE	40,758	49,725	58,840	(2,574)	(2,574)	50,585
06-30.01-491021	TINY TIKES ENROLLMENT REVENUE	39,673	25,333	43,293	(2,853)	(2,853)	37,867
06-30.01-491022	JR KINDERGARTEN ENROLLMENT REVENU	57,710	44,107	55,962	41,526	46,950	45,765
06-30.01-491023	JR KINDERGARTEN FIELD TRIP COLLEC	1,138	242	1,125	127	127	850
NET OF REVENUES/APPROPRIATIONS - PROGRAM REVENUE		140,351	119,507	160,345	36,353	41,777	135,917
PROGRAM EXPENSE (591)							
06-30.01-591018	PRESCHOOL COORDINATOR WAGES	1,676	1,778	1,881	197	197	1,980
06-30.01-591020	PRESCHOOL WAGES	13,079	13,746	18,668	1,158	1,158	20,183
06-30.01-591021	TINY TIKES WAGES	10,054	7,335	15,356	389	389	16,196
06-30.01-591022	JR KINDERGARTEN WAGES	19,188	18,538	23,038	10,907	12,500	24,350
06-30.01-591024	JR KINDERGARTEN COORDINATOR WAGES	1,676	1,778	1,881	1,595	1,881	1,980
NET OF REVENUES/APPROPRIATIONS - PROGRAM EXPENSE		(45,673)	(43,175)	(60,824)	(14,246)	(16,125)	(64,689)
PROGRAM EXPENSE (592)							
06-30.01-592020	PRESCHOOL SUPPLIES	819	645	1,050			800
06-30.01-592021	TINY TIKES SUPPLIES	568	219	650			490
06-30.01-592022	JR KINDERGARTEN SUPPLIES	816	738	850	901	1,000	650
NET OF REVENUES/APPROPRIATIONS - PROGRAM EXPENSE		(2,203)	(1,602)	(2,550)	(901)	(1,000)	(1,940)
PROGRAM EXPENSE (595)							
06-30.01-595019	PRESCHOOL FIELD TRIP CONTRACTUAL	993		1,125			850
06-30.01-595023	JR KINDERGARTEN FIELD TRIP CONTRA	993		1,125			850
NET OF REVENUES/APPROPRIATIONS - PROGRAM EXPENSE		(1,986)		(2,250)			(1,700)
NET OF REVENUES/APPROPRIATIONS - 30.01 - PRESCHOOL		90,489	74,730	94,721	21,206	24,652	67,588

Program Areas	2019-2020		Cost Per Hour 19/20 (Res)	2020-2021		Cost Per Hour 21/22 (Res)	Proposed 2021-2022		% Increase
	Resident	Non Resident		Resident	Non Resident		Resident	Non-resident	
Preschool General									
Lil' Learners Camp	$ 165.00	$ 175.00	$ 5.16	$ 170.00	$ 180.00				
Camp Caterpillars Summer Camp (3day)	$ 255.00	$ 265.00	$ 3.54	$ 283.00	$ 293.00				
Camp Caterpillars Summer Camp (2day)	$ 195.00	$ 205.00	$ 4.06	$ 215.00	$ 225.00				
Camp Butterflies (3 day AM) (9wk)	$ 344.00	$ 354.00	$ 4.25	$ 394.00	$ 404.00	$ 5.00	$ 405.00	$ 418.50	3%
Camp Butterflies (3 day PM) (9wk)	$ 450.00	$ 460.00	$ 4.17	$ 515.00	$ 525.00				
Camp Butterflies (3 day full) (9wk)	$ 681.00	$ 691.00	$ 3.60	$ 783.00	$ 793.00	$ 3.45	$ 792.00	$ 837.00	1%
Camp Butterflies (2 day full) (9wk)	$ 453.00	$ 463.00	$ 3.60	$ 544.00	$ 554.00	$ 3.62	$ 553.50	$ 598.50	2%
Camp Butterflies (2 day AM) (9wk)	$ 259.00	$ 269.00	$ 4.80	$ 297.00	$ 307.00	$ 5.67	$ 306.00	$ 351.00	3%
Surf & Turf Camp - 1 day option (8WK)	$ 165.00	$ 175.00	$ 5.16	$ 175.00	$ 185.00				
Surf & Turf Camp - 2 day option (8WK)	$ 215.00	$ 225.00	$ 3.31	$ 225.00	$ 235.00				
Surf & Turf Camp- 3 day option (8WK)	$ 265.00	$ 275.00	$ 2.76	$ 280.00	$ 290.00				
Misc. Youth Programming									
Magic Class	$ 20.00	$ 25.00	$ 26.67	$ 20.00	$ 25.00	$ 26.67	$ 20.00	$ 25.00	0%
Tot Rock/ Kid Rock Summer									
Tot Rock/ Kid Rock Fall									
Tot Rock/ Kid Rock Winter/Spring									
Movie at the Rec	$ 5.00	$ 5.00	$ 2.00	$ 5.00	$ 5.00	$ 2.00	$ 5.00	$ 5.00	0%
Chess	$ 95.00	$ 105.00	$ 15.83	$ 95.00	$ 105.00	$ 15.83	$ 95.00	$ 105.00	0%
Let's Build It	$ 110.00	$ 120.00	$ 18.33	$ 110.00	$ 120.00	$ 18.33	$ 110.00	$ 120.00	0%
Kids Cooking	$ 20.00	$ 25.00	$ 20.00	$ 20.00	$ 25.00	$ 20.00	$ 20.00	$ 25.00	0%
Break Camps	$ 45.00	$ 55.00	$ 5.63	$ 45.00	$ 55.00	$ 5.63	$ 45.00	$ 55.00	0%
Stage Stars	$ 91.00	$ 101.00	$ 15.17	$ 91.00	$ 101.00	$ 15.17	$ 91.00	$ 101.00	0%
Jedi Academy	$ 40.00	$ 45.00	$ 10.00	$ 30.00	$ 35.00	$ 10.00	$ 30.00	$ 35.00	0%
Slime	$ 20.00	$ 25.00	$ 20.00	$ 20.00	$ 25.00				
Music Start				$ 110.00	$ 120.00	$ 18.33	$ 110.00	$ 120.00	0%
Safe @ Home				$ 20.00	$ 25.00	$ 13.33	$ 20.00	$ 25.00	0%
~~Glitzy Girls~~				$ 29.00	$ 39.00				
Day Camp									
Adventure 2 Day- 1 Week	$ 75.00	$ 85.00	$ 5.36	$ 88.00	$ 98.00	$ 5.76	$ 98.00	$ 108.00	10%
Adventure 3 Day- 1 Week	$ 102.00	$ 112.00	$ 4.86	$ 120.00	$ 130.00	$ 5.10	$ 130.00	$ 140.00	8%
Advenutre 4 Day- 1 Week	$ 124.00	$ 134.00	$ 4.43	$ 146.00	$ 156.00	$ 4.59	$ 156.00	$ 166.00	7%
Advenutre 5 Day- 1 Week	$ 140.00	$ 150.00	$ 4.00	$ 165.00	$ 175.00	$ 4.18	$ 175.00	$ 185.00	6%
Adventure Early Bird M-F 1 Week	$ 120.00	$ 130.00	$ 3.43	$ 145.00	$ 155.00	$ 4.12	$ 155.00	$ 165.00	6%
Teen Programming									
Teen Travel M-F 1 week	$ 150.00	$ 160.00	$ 4.29	$ 184.00	$ 194.00				
Teen Travel MWF 1 week	$ 105.00	$ 115.00	$ 5.00	$ 129.00	$ 139.00				

Teen Travel T/TH 1 week	$ 65.00	$ 75.00	$ 4.65	$ 90.00	$ 100.00				
Teen Travel Early Bird	$ 130.00	$ 140.00	$ 3.71	$ 164.00	$ 174.00				
Club Friday Night 2 hour	$ 7.00	$ 7.00	$ 3.50	$ 6.00	$ 6.00	$ 3.50	$ 6.00	$ 6.00	0%
Club Friday Night 3 hour	$ 12.00	$ 12.00	$ 4.00	$ 12.00	$ 12.00	$ 4.00	$ 12.00	$ 12.00	0%
Safe Sitter Training Course	$ 85.00	$ 95.00	$ 13.08	$ 85.00	$ 95.00	$ 13.08	$ 85.00	$ 95.00	0%
Teen Trips	$ 45.00	$ 55.00	$ 7.50	$ 45.00	$ 55.00	$ 7.50	$ 45.00	$ 55.00	0%
Counselor in Training 5 day	$ 488.00	$ 586.00	$ 1.39	$ 488.00	$ 586.00				
Counselor in Training 2 day	$ 200.00	$ 240.00	$ 1.43	$ 200.00	$ 240.00				
Counselor in Training 3 day	$ 293.00	$ 352.00	$ 1.40	$ 293.00	$ 352.00				
Adult Trips/Programs									
Starved Rock Tribute Trips	$ 55.00	$ 55.00	$ 6.88	$ 55.00	$ 55.00	$ 7.50	$ 55.00	$ 55.00	9%
Chicago Flower & Garden	$ 40.00	$ 40.00	$ 5.33	$ 45.00	$ 45.00	$ 5.88	$ 50.00	$ 50.00	11%
Overnight Trip				$ 225.00	$ 275.00		$ 225.00	$ 275.00	0%
Lunch/Shopping Trips	$ 35.00	$ 35.00	$ 10.00	$ 35.00	$ 35.00	$ 10.00	$ 35.00	$ 35.00	0%
Tour Trips	$ 50.00	$ 50.00	$ 8.33	$ 50.00	$ 50.00	$ 10.00	$ 60.00	$ 60.00	20%
Theater Trips	$ 70.00	$ 70.00	$ 10.00	$ 70.00	$ 70.00	$ 10.00	$ 70.00	$ 70.00	0%
~~Dog Obedience~~				$ 99.00	$ 109.00				
In house programs	$ 15.00	$ 15.00	$ 6.00	$ 15.00	$ 15.00	$ 6.00	$ 15.00	$ 15.00	0%
Dance									
Summer 45 min classes	$ 110.00	$ 120.00	$ 15.71	$ 110.00	$ 120.00	$ 15.71	$ 110.00	$ 120.00	0%
Summer 60 min classes	$ 116.00	$ 126.00	$ 16.57	$ 116.00	$ 126.00	$ 16.57	$ 116.00	$ 126.00	0%
Fall 45 min classes	$ 147.00	$ 157.00	$ 11.31	$ 147.00	$ 157.00	$ 11.31	$ 147.00	$ 157.00	0%
Fall 60 min classes	$ 157.00	$ 167.00	$ 12.08	$ 157.00	$ 167.00	$ 12.08	$ 157.00	$ 167.00	0%
Winter/Spring 45 min classes	$ 172.00	$ 182.00	$ 9.56	$ 172.00	$ 182.00	$ 9.56	$ 172.00	$ 182.00	0%
Winter/Spring 60 min classes	$ 182.00	$ 192.00	$ 10.11	$ 182.00	$ 192.00	$ 1,011.00	$ 182.00	$ 192.00	0%
Private Lessons	$ 40.00	$ 40.00	$ 40.00	$ 40.00	$ 40.00	$ 40.00	$ 40.00	$ 40.00	0%
Advanced Team	$ 685.00	$ 685.00	$ 4.76	$ 685.00	$ 685.00	$ 4.76	$ 685.00	$ 685.00	0%
Intermediate Team	$ 504.00	$ 504.00	$ 7.00	$ 504.00	$ 504.00	$ 7.00	$ 504.00	$ 504.00	0%
Mini Team	$ 333.00	$ 333.00	$ 9.00	$ 460.00	$ 460.00	$ 9.00	$ 460.00	$ 460.00	0%
Line Dance	$ 50.00	$ 60.00	$ 6.67	$ 50.00	$ 60.00	$ 6.67	$ 50.00	$ 60.00	0%
~~Ballroom Dance~~	~~$ 60.00~~	~~$ 70.00~~	~~$ 10.00~~						
Program Areas	**Proposed 2019-2020**		**Cost Per Hour 19/20 (Res)**	**Proposed 2020-2021**					
Fitness Passes				Resident	Non Resident				
1 Yr. Individual 18-59	$ 205.00	$ 271.00	$ 0.56	$ 210.00	$ 281.00	$ 0.56	$ 205.00	$ 271.00	0%
1Yr. Couple	$ 354.00	$ 463.00	$ 0.97	$ 362.00	$ 471.00	$ 0.97	$ 354.00	$ 463.00	0%
1Yr. Couple (1Sr. 60+ 1 59-)	$ 245.00	$ 354.00	$ 0.67	$ 251.00	$ 360.00	$ 0.67	$ 245.00	$ 354.00	0%
1Yr. Sr. 60+ Couple	$ 148.00	$ 218.00	$ 0.41	$ 152.00	$ 222.00	$ 0.41	$ 148.00	$ 218.00	0%
1Yr. Indvidual Senior 60+	$ 87.00	$ 128.00	$ 0.24	$ 90.00	$ 131.00	$ 0.24	$ 87.00	$ 128.00	0%
1 Yr. Full Time Student (14-24)	$ 106.00	$ 138.00	$ 0.29	$ 109.00	$ 141.00	$ 0.29	$ 106.00	$ 138.00	0%
1Yr. Teen 11-13	$ 69.00	$ 79.00	$ 0.19	$ 72.00	$ 82.00	$ 0.19	$ 69.00	$ 79.00	0%

3 month	$ 70.00	$ 92.00	$ 0.78	$ 73.00	$ 95.00	$ 0.78	$ 70.00	$ 92.00	0%
1 month	$ 36.00	$ 46.00	$ 1.20	$ 38.00	$ 48.00	$ 1.20	$ 36.00	$ 46.00	0%
Two Week	$ 26.00	$ 36.00	$ 1.85	$ 28.00	$ 38.00	$ 1.85	$ 25.00	$ 35.00	0%
									0%
EFT monthly Individual	$ 18.50	$ 24.00	$ 0.62	$ 19.00	$ 24.50	$ 0.62	$ 18.50	$ 24.00	0%
EFT monthly Couple	$ 30.00	$ 39.00	$ 0.50	$ 31.00	$ 40.00	$ 0.50	$ 30.00	$ 39.00	0%
EFT monthly Senior	$ 9.00	$ 12.50	$ 0.30	$ 9.50	$ 13.00	$ 0.30	$ 9.00	$ 12.50	0%
EFT monthly Senior Couple	$ 14.00	$ 19.50	$ 0.23	$ 14.50	$ 20.00	$ 0.23	$ 14.00	$ 19.50	0%
EFT monthly Corporate	$ 21.00		$ 0.70	$ 21.50		$ 0.70	$ 21.00	$ 21.00	0%
6 month Individual 18-59	$ 132.00	$ 176.00	$ 0.73	$ 134.00	$ 178.00	$ 0.73	$ 132.00	$ 176.00	0%
6 month Couple	$ 225.00	$ 301.00	$ 1.25	$ 230.00	$ 306.00	$ 1.25	$ 225.00	$ 301.00	0%
6 month Couple (1 Sr. 60+ 1 59-)	$ 171.00	$ 224.00	$ 0.95	$ 174.00	$ 227.00	$ 0.95	$ 171.00	$ 224.00	0%
6 month Senior 60+ Couple	$ 118.00	$ 146.00	$ 0.65	$ 120.00	$ 148.00	$ 0.65	$ 118.00	$ 146.00	0%
6 month Individual Senior 60+	$ 69.00	$ 87.00	$ 0.38	$ 70.00	$ 88.00	$ 0.38	$ 69.00	$ 87.00	0%
6 month High School 14-17	$ 68.00	$ 85.00	$ 0.38	$ 69.00	$ 87.00	$ 0.38	$ 68.00	$ 85.00	0%
One Year Corporate	$ 233.00			$ 237.00			$ 233.00		0%
6 Month Corporate	$ 154.00			$ 157.00			$ 154.00		0%
Track Only Individual 18-59	$ 46.00	$ 72.00	$ 0.13	$ 47.00	$ 73.00	$ 0.13	$ 46.00	$ 72.00	0%
Track Only Seniors 60+	$ 36.00	$ 57.00	$ 0.10	$ 37.00	$ 58.00	$ 0.10	$ 36.00	$ 57.00	0%
Track Only Corporate	$ 57.00			$ 59.00			$ 57.00		0%
Daily Fee	$ 7.00	$ 8.00		$ 7.00	$ 8.00		$ 7.00	$ 8.00	0%
Group Fitness Classes						$ 30.00	$ 30.00	$ 5.00	
Fitness Members 15 Punches	$ 86.00		$ 5.73	$ 90.00		N/A	N/A	N/A	N/A
Fitness Members 30 Punches	$ 157.00		$ 5.23	$ 165.00		N/A	N/A	N/A	N/A
Non-Fitness Members 15 Punches	$ 97.00		$ 6.47	$ 102.00		N/A	N/A	N/A	N/A
Non-Fitness Members 30 Punches	$ 178.00		$ 5.93	$ 185.00		N/A	N/A	N/A	N/A
Seniors 15 punches	$ 45.00	$ 51.00	$ 3.00	$ 49.00	$ 55.00	N/A	N/A	N/A	N/A
Seniors 30 punches	$ 74.00	$ 90.00	$ 2.47	$ 82.00	$ 98.00	N/A	N/A	N/A	N/A
Daily Fee Seniors 60+	$ 3.50	$ 4.50	$ 3.50	$ 4.00	$ 5.00	N/A	N/A	N/A	N/A
Daily Fee Member/Non-Member	$ 6.50	$ 7.50	$ 6.50	$ 7.00	$ 8.00	N/A	N/A	N/A	N/A
Aqua Aerobics 15 Punches	$ 86.00	$ 97.00	$ 5.73	$ 90.00	$ 98.00	N/A	N/A	N/A	N/A
Aqua Aerobics 30 Punches	$ 157.00	$ 178.00	$ 5.23	$ 165.00	$ 186.00	N/A	N/A	N/A	N/A
Aqua Aerobics Daily Fee	$ 6.50		$ 6.50	$ 7.00	$ 7.00	N/A	N/A	N/A	N/A
Aqua Aerobics Daily Fee Seniors	$ 3.50		$ 3.50	$ 4.00	$ 4.00	N/A	N/A	N/A	N/A
Iron and Oar	$ 72.00	$ 80.00	$ 9.00	$ 75.00	$ 82.00	$ 72.00	$ 80.00	$ 9.00	0%
Indoor Cycling	$ 72.00	$ 80.00	$ 9.00	$ 75.00	$ 82.00	NA	NA	NA	NA
TRX Class	$ 72.00	$ 80.00	$ 9.00	$ 75.00	$ 82.00	$ 72.00	$ 80.00	$ 9.00	0%
Float and Fit	$ 35.00	$ 40.00	$ 8.75	$ 40.00	$ 45.00	$ 35.00	$ 40.00	$ 8.75	0%
Tai Chi	$ 55.00	$ 64.00	$ 6.88	$ 55.00	$ 64.00	$ 55.00	$ 64.00	$ 6.88	0%
Personal Training									
1 Training Session	$ 55.00	$ 65.00	$ 55.00	$ 58.00	$ 68.00	$ 55.00	$ 65.00	$ 55.00	0%
4 Training Sessions	$ 200.00	$ 240.00	$ 50.00	$ 210.00	$ 250.00	$ 200.00	$ 240.00	$ 50.00	0%

8 Training Sessions	$ 314.00	$ 400.00	$ 39.25	$ 330.00	$ 415.00	$ 314.00	$ 400.00	$ 39.25	0%
10 Sessions	$ 350.00	$ 455.00	$ 35.00	$ 368.00	$ 473.00	$ 350.00	$ 455.00	$ 35.00	0%
20 Sessions	$ 650.00	$ 850.00	$ 32.50	$ 680.00	$ 880.00	$ 650.00	$ 850.00	$ 32.50	0%
Program Areas	**Proposed 2019-2020**		**Cost Per Hour 19/20 (Res)**	**Proposed 2020-2021**					
Athletics				Resident	Non Resident				
Adult Leagues									
Softball - 14" Coed League, Summer	$475.00	$475.00	$59.38	$475.00			$725.00	$ 60.42	34%
Softball - 12" Coed League, Summer	$700.00	$700.00	$58.33	$725.00			NA		
Softball - Men's 16" League, Summer	$700.00	$700.00	$58.33	$725.00			$725.00	$ 60.42	0%
Softball - Men's 12" League, Summer	$700.00	$700.00	$58.33	$725.00			$725.00	$ 60.42	0%
Softball - Men's 12" League, Fall	$475.00	$475.00	$59.38	$475.00			$750.00	$ 62.50	37%
Softball - Men's 16" League, Fall	$475.00	$475.00	$59.38	$475.00			$475.00	$ 59.38	0%
Cup in Hand Kickball	$325.00	$325.00	$54.17	$325.00			$350.00	$ 43.75	7%
Athletic Classes									
U6 Micro Soccer	$ 75.00	$ 85.00	$ 12.50	$ 75.00	$ 85.00	$ 75.00	$ 85.00	$ 12.50	0%
Kids Karate Club	$ 55.00	$ 65.00	$ 6.11	$ -	$ -				
Taekwon Do	$ 40.00	$ 50.00	$ 2.50	$ 50.00	$ 60.00	$ 50.00	$ 60.00	$ 3.13	20%
Youth Golf Lessons	$ 50.00	$ 60.00	$ 12.50	$ -	$ -				
Summer Basketball Camp	$ 89.00	$ 99.00	$ 17.80	$ 89.00	$ 99.00				
Volleyball Camp	$ 80.00	$ 90.00	$ 16.00	$ 80.00	$ 90.00	$ 80.00	$ 90.00	$ 16.00	0%
Pee Wee Soccer (5)	$ 55.00	$ 60.00	$ 11.00	$ 55.00	$ 60.00	$ 55.00	$ 60.00	$ 11.00	0%
Youth Tennis	$ 67.00	$ 74.00	$ 16.75	$ 54.00	$ 64.00	$ 67.00	$ 74.00	$ 16.75	0%
Little Sluggers	$ 65.00	$ 70.00		$ 65.00	$ 70.00	$ 65.00	$ 70.00		0%
IBSL Boys Rookie	$ 120.00	$ 120.00	$ 7.50	$ 120.00	$ 120.00	$ 120.00	$ 120.00	$ 7.50	0%
IBSL Boys Pinto	$ 140.00	$ 140.00	$ 8.75	$ 140.00	$ 140.00	$ 140.00	$ 140.00	$ 8.75	0%
IBSL Boys Mustang	$ 160.00	$ 160.00	$ 10.00	$ 160.00	$ 160.00	$ 160.00	$ 160.00	$ 10.00	0%
IBSL Boys Bronco	$ 170.00	$ 170.00	$ 10.63	$ 170.00	$ 170.00	$ 170.00	$ 170.00	$ 10.63	0%
IBSL Boys Pony	$ 190.00	$ 190.00	$ 11.88	$ 190.00	$ 190.00	$ 190.00	$ 190.00	$ 11.88	0%
IBSL Girls Rookie	$ 120.00	$ 120.00	$ 7.50	$ 120.00	$ 120.00	$ 120.00	$ 120.00	$ 7.50	0%
IBSL Girls U10	$ 160.00	$ 160.00	$ 10.00	$ 160.00	$ 160.00	$ 160.00	$ 160.00	$ 10.00	0%
IBSL Girls U12	$ 170.00	$ 170.00	$ 10.63	$ 170.00	$ 170.00	$ 170.00	$ 170.00	$ 10.63	0%
IBSL Girls U14	$ 190.00	$ 190.00	$ 11.88	$ 190.00	$ 190.00	$ 190.00	$ 190.00	$ 11.88	0%
IBSL Fall Ball	$ 55.00	$ 55.00		$ 55.00	$ 55.00	$ 55.00	$ 55.00		0%
British Soccer Clinic - 3-5 year olds	$ 105.00	$ 105.00	$ 21.00	$ 110.00	$ 110.00	$ 108.00		$ 21.60	3%
British Soccer Clinic - 6-10 year olds	$ 160.00	$ 160.00	$ 32.00	$ 165.00	$ 165.00	$ 163.00		$ 32.60	2%
British Soccer Clinic - 11-16 year olds	$ 160.00	$ 160.00	$ 32.00	$ 165.00	$ 165.00	$ 163.00		$ 32.60	2%
Volleyball Kids $ 5.00 per class/4 classes	$ 5.00	$ 5.00	NA	$ 5.00	$ 5.00	$ 5.00	$ 5.00	NA	0%
Sportskids winter break camp (1 hr session)	$ 32.00	$ 42.00	$ 6.40	$ 20.00	$ 23.00	$ 32.00	$ 42.00	$ 6.40	0%
Sportskids winter break camp (2 hr session)	$ 65.00	$ 75.00	$ 6.50	$ 40.00	$ 45.00	$ 65.00	$ 75.00	$ 6.50	0%

Sportskids spring break camp (1hr sessions)	$ 41.00	$ 46.00	$ 8.20	$ 40.00	$ 50.00	$ 41.00	$ 46.00	$ 8.20	0%
Sportskids spring break camp (2hr sessions)	$ 80.00	$ 90.00	$ 8.00	$ 80.00	$ 90.00	$ 80.00	$ 90.00	$ 8.00	0%
Adult and Tot Soccer (Sports Kids)	$ 41.00	$ 46.00	$ 8.20	$ 49.00	$ 55.00	$ 49.00	$ 55.00	$ 8.20	0%
Adult and Tot Sports (Sports Kids)	$ 41.00	$ 46.00	$ 8.20	$ 41.00	$ 46.00	$ 49.00	$ 55.00	$ 8.20	0%
Adult Athletic Classes									
Pickleball	$ 55.00	$ 61.00	$ 11.00	$ -	$ -	$ 55.00	$ 61.00	$ 11.00	0%
Golf Lessons	$ 75.00	$ 85.00	$ 18.75	$ -	$ -	$ 75.00	$ 85.00	$ 18.75	0%
In-House Soccer (8wks/7gms)	$ 75.00	$ 85.00	$ 9.36	$ 75.00	$ 85.00	$ 75.00	$ 85.00	$ 9.36	0%
Little Hoops	$ 65.00	$ 70.00	$ 13.00	$ 65.00	$ 70.00	$ 65.00	$ 70.00	$ 13.00	0%
WIBA (14 Prac/10 Gms)	$ 170.00	$ 180.00	$ 17.00	$ 170.00	$ 180.00	$ 165.00	$ 175.00	$ 17.00	0%
WIBA Additional Child (Boy)	$ 135.00	$ 145.00	$ 13.50	$ 135.00	$ 145.00	$ 135.00	$ 145.00	$ 13.50	0%
WIBA Girls (10 Games/14 Practices)	$ 130.00	$ 140.00	$ 13.00	$ 130.00	$ 140.00	$ 130.00	$ 140.00	$ 13.00	0%
WIBA Additional Child (Girl)	$ 110.00	$ 120.00	$ 11.00	$ 110.00	$ 120.00	$ 110.00	$ 120.00	$ 11.00	0%
Summer WIBA (All)	$ 110.00	$ 120.00	$ 13.75	$ 110.00	$ 120.00	$ 110.00	$ 120.00	$ 13.75	0%
WIBA Prep Camp	$ 55.00	$ 65.00	$ 5.50	$ 55.00	$ 65.00	$ 55.00	$ 65.00	$ 5.50	0%
3 on 3 Basketball Tournament Youth	$ 50.00	$ 50.00	$ 50.00	$ 50.00	$ 50.00	$ 75.00	$ 75.00	$ 75.00	33%
3 on 3 Basketball Tournament 18 and up	$ 75.00	$ 75.00	$ 75.00	$ 100.00	$ 100.00	$ 100.00	$ 100.00	$ 100.00	25%
3 on 3 Basketball Tournament 30 and up	$ 75.00	$ 75.00	$ 75.00	$ 100.00	$ 100.00	$ 100.00	$ 100.00	$ 100.00	25%
Early Childhood Education									#DIV/0!
Tiny Tikes (Based on 33 Week - 132 hrs)	$ 1,042.00	$ 1,159.00	$ 7.89	$ 1,117.00	$ 1,252.00	$ 1,167.00	$ 1,308.00	$ 8.84	11%
Preschool (33 Wks - 165 hrs)	$ 1,166.00	$ 1,269.00	$ 7.06	$ 1,270.00	$ 1,373.00	$ 1,327.00	$ 1,435.00	$ 8.04	12%
Junior Kindergarten (33 Wks - 297 hrs)	$ 1,346.00	$ 1,475.00	$ 4.53	$ 1,467.00	$ 1,596.00	$ 1,533.00	$ 1,668.00	$5.16	12%
									#DIV/0!
Nature School Classes and Programs									#DIV/0!
Summer Tiny Tikes	$ 120.00	$ 140.00	$ 7.50	$ 141.00	$ 163.00	$ 148.00	$ 170.00	$ 8.45	19%
Summer Preschool	$ 240.00	$ 280.00	$ 6.00	$ 262.00	$ 304.00	$ 274.00	$ 318.00	$ 6.52	12%
Summer JK	$ 270.00	$ 315.00	$ 5.63	$ 247.00	$ 286.00	$ 258.00	$ 299.00	$ 6.14	-5%
1 Hour Program School	$ -	$ 75.00	$ -	$ -	$ 75.00	$ -	$ 75.00	$75	#DIV/0!
1.5 Hour Program School	$ -	$ 115.00	$ -	$ -	$ 115.00	$ -	$ 115.00	$ 76.66	#DIV/0!
2 Hour Program School	$ -	$ 149.00	$ -	$ -	$ 149.00	$ -	$ 149.00	$ 74.50	#DIV/0!
4 Hour Program School	$ -	$ 249.00	$ -	$ -	$ 249.00	$ -	$ 249.00	$ 62.25	#DIV/0!
Treasure Hunting Birthday Party	$ 215.00	$ 215.00	$ 7.16	$ 215.00	$ 215.00	$ 225.00	$ 225.00	$ 7.50	4%
Paint Party	$ 225.00	$ 225.00	$ 7.50	$ 225.00	$ 225.00	$ 235.00	$ 235.00	$ 7.83	4%
Creek Walk/Astounding Animals Party	$ 175.00	$ 175.00	$ 5.83	$ 175.00	$ 175.00	$ 185.00	$ 185.00	$ 6.17	5%
1 Hour Class	$ 7.00	$ 9.00	$ 7.00	$ 7.00	$ 9.00	$ 9.00	$ 11.00	$ 9.00	22%
1.5 Hour Class	$ 10.00	$ 12.00	$ 6.67	$ 10.00	$ 12.00	$ 12.00	$ 14.00	$ 12.00	17%
Series of 4 classes (1 hour)	$ 28.00	$ 32.00	$ 7.00	$ 28.00	$ 32.00	$ 36.00	$ 44.00	$ 9.00	22%
Junior Kindergarten Enrichment 1 day - 99 hrs	$ 624.00	$ 720.00	$ 6.30	$ 680.00	$ 776.00	$ 711.00	$ 811.00	$ 7.18	12%
Junior Kindergarten Enrichment 2 day - 198 hr	$ 1,024.00	$ 1,170.00	$ 5.17	$ 1,116.00	$ 1,262.00	$ 1,166.00	$ 1,319.00	$ 5.59	12%
Preschool Enrichment 1 day - 82.5 hrs	$ 566.00	$ 607.00	$ 6.86	$ 616.00	$ 657.00	$ 644.00	$ 687.00	$ 7.81	12%
Wildland Explorers (5 days, 6.5 hours)	$ 175.00	$ 185.00	$ 5.38	$ 175.00	$ 185.00	$ -	$ -	$ -	#DIV/0!
Young Explorers Camp (5 days, 1.5 hrs)	$ 75.00	$ 95.00	$ 7.50	$ 75.00	$ 95.00	$ 85.00	$ 105.00	$ 8.50	12%

Wacky Art/Science/Engineering Camp	$ 130.00	$ 140.00	$ 6.50	$ 130.00	$ 130.00	$ 140.00	$ 150.00	$ 7.00	7%
Arts and Crafts in Nature	$ 130.00	$ 140.00	$ 6.50	$ 130.00	$ 130.00	$ 140.00	$ 150.00	$ 7.00	7%
Famous Artists Camp	$ 130.00	$ 140.00	$ 6.50	$ 130.00	$ 130.00	$ -	$ -	$ -	#DIV/0!
Dr. Seus Science Camp	$ 112.00	$ 122.00	$ 7.47	$ 112.00	$ 122.00	$ 122.00	$ 132.00	$ 8.13	8%
After School Art Club	$ 32.00	$ 40.00	$ 8.00	$ 32.00	$ 40.00	$ 36.00	$ 44.00	$ 9.00	11%
	Resident	Non Resident							
Gymnastics									
Recreational									
Fun Filled Fridays (1 Day; 3 hours)									
Recreational Gymnastics (8WKS)	$ 75.00	$ 80.00	$ 9.00	$ 75.00	$ 80.00	$ 80.00	$ 85.00	$ 10.00	6%
Home School Gymnastics (8WKS)	$ 75.00	$ 80.00	$ 9.38	$ 75.00	$ 80.00	$ 80.00	$ 85.00	$ 10.00	6%
Dance/Cheer	$ 60.00	$ 65.00	$ 7.50	$ 60.00	$ 65.00	$ 60.00	$ 65.00	$ 7.50	0%
T-n-T (8WKS)	$ 120.00	$ 125.00	$7.50	$ 120.00	$ 125.00	$ 120.00	$ 125.00	$7.50	0%
Pre Team Levels 2/3 (1.5HRS, 50 WKS)	$ 744.00	$ 744.00	$ 4.96	$ 744.00	$ 744.00	$ 750.00	$ 750.00	$ 10.00	1%
Pre Team Levels 2/3 (3 HRS, 50 WKS)	$ 1,450.00	$ 1,450.00	$ 9.67	$ 1,450.00	$ 1,450.00	$ 1,500.00	$ 1,500.00	$ 10.00	3%
Team (6 HRS, 50 WKS)	$ 1,750.00	$ 1,750.00	$ 5.83	$ 1,750.00	$ 1,750.00	$ 1,750.00	$ 1,750.00	$ 5.83	0%
Team (9 HRS, 50 WKS)	$ 2,300.00	$ 2,300.00	$ 5.11	$ 2,300.00	$ 2,300.00	$ 2,300.00	$ 2,300.00	$ 5.11	0%
Team (12 HRS, 52 WKS)	$ 2,760.00	$ 2,760.00	$ 4.60	$ 2,760.00	$ 2,760.00	$ 2,760.00	$ 2,760.00	$ 4.60	0%
HS Optionals (15 HRS, 36 WKS)	$ 2,120.00	$ 2,120.00	$ 3.93	$ 2,120.00	$ 2,120.00	$ 2,120.00	$ 2,120.00	$ 3.93	0%
Program Areas	**Proposed 2019-2020**		**Cost Per Hour 19/20 (Res)**	**Proposed 2020-2021**					
	Resident	Non Resident		Resident	Non Resident				
Waterpark									
Daily Fee - AM	$ 4.00	$ 4.00		$ 5.00	$ 5.00	$ 5.00	$ 5.00		0%
Daily Fee - Afternoon	$ 6.00	$ 6.00		$ 7.00	$ 7.00	$ 8.00	$ 8.00		13%
Daily Fee - PM	$ 4.00	$ 4.00		$ 5.00	$ 5.00	$ 6.00	$ 6.00		17%
Daily Fee - Weekend	$ 10.00	$ 10.00		$ 10.00	$ 12.00	$ 10.00	$ 12.00		0%
Season Swim Pass (Family)	$ 170.00	$ 200.00		$ 175.00	$ 205.00	$ 175.00	$ 205.00		0%
Season Swim Pass (Senior)	$ 60.00	$ 75.00		$ 65.00	$ 80.00	$ 65.00	$ 80.00		0%
Season Swim Pass (Adult)	$ 90.00	$ 105.00		$ 95.00	$ 110.00	$ 95.00	$ 110.00		0%
Season Swim Pass (Child)	$ 90.00	$ 105.00		$ 95.00	$ 110.00	$ 95.00	$ 110.00		0%
Medinah Park District Resident Family	$ 180.00			$ 185.00		$ 185.00			0%
Medinah Park District Resident Child	$ 95.00			$ 100.00		$ 100.00			0%
Medinah Park District Resident Adult	$ 95.00			$ 100.00		$ 100.00			0%
Medinah Park District Resident Senior	$ 65.00			$ 70.00		$ 75.00			7%
Parent Tot Swim Lesson Early Bird	$ 35.00	$ 45.00	$ 4.38	$ 35.00	$ 45.00	$ 35.00	$ 45.00	$ 4.38	0%
Parent Tot Swim Lesson Reg	$ 40.00	$ 50.00	$ 5.00	$ 40.00	$ 50.00	$ 40.00	$ 50.00	$ 5.00	0%
Tiny Tots Swim Lessons Early Bird	$ 55.00	$ 65.00	$ 6.88	$ 55.00	$ 65.00	$ 55.00	$ 65.00	$ 6.88	0%
Tiny Tots Swim Lessons Reg	$ 60.00	$ 70.00	$ 7.50	$ 60.00	$ 70.00	$ 60.00	$ 70.00	$ 7.50	0%

	Resident	Non Resident							
Journey Swim Lessons Early Bird	$ 55.00	$ 65.00	$ 6.88	$ 55.00	$ 65.00	$ 55.00	$ 65.00	$ 6.88	0%
Journey Swim Lessons Reg	$ 60.00	$ 70.00	$ 7.50	$ 60.00	$ 70.00	$ 60.00	$ 70.00	$ 7.50	0%
Semi Private Swim Lessons	$ 20.00	$ 20.00		$ 25.00	$ 25.00	$ 30.00	$ 30.00		17%
Semi Private Lessons 2 Swimmers (Each)	$ 34.00	$ 34.00		$ 39.00	$ 39.00	$ 40.00	$ 40.00		3%
Semi Private Lessons 3 Swimmers (Each)	$ 48.00	$ 48.00		$ 53.00	$ 53.00	$ 55.00	$ 55.00		4%
Private Swim Lessons (1/2 Hour)	$ 20.00	$ 20.00		$ 25.00	$ 25.00	$ 25.00	$ 25.00		0%
Diving Lessons	$ 200.00	$ 200.00		$ 200.00	$ 200.00	$ 200.00	$ 200.00		0%
Junior Lifeguard Training Program	$ 130.00	$ 130.00		$ 130.00	$ 130.00	$ 130.00	$ 130.00		0%
Itasca Jr. Dolphins Team	$ 110.00	$ 110.00							
Itasca Dolphins Swim Team Early Bird	$ 140.00	$ 165.00		$ 150.00	$ 175.00	$ 160.00	$ 175.00		6%
Itasca Dolphins Swim Team	$ 150.00	$ 175.00		$ 160.00	$ 185.00	$ 175.00	$ 185.00		9%
Birthday Parties - Rec Center									
Gymnastics/Sports/ Party	$ 190.00	$ 190.00		$ 190.00	$ 190.00	$ 190.00	$ 190.00		0%
Sports & Games	$ 190.00	$ 190.00		$ 190.00	$ 190.00	$ 190.00	$ 190.00		0%
Pirate/Princess/Luau/RaceCar/Safari Pty	$ 190.00	$ 190.00		$ 190.00	$ 190.00	$ 190.00	$ 190.00		0%
Magic Party/Balloon Animals	$ 275.00	$ 275.00		$ 275.00	$ 275.00	$ 275.00	$ 275.00		0%
Build-a-Teddy	$ 250.00	$ 250.00		$ 250.00	$ 250.00	$ 250.00	$ 250.00		0%
Garage Sale	$ 16.00	$ 16.00		$ 16.00	$ 16.00	$ 16.00	$ 16.00		0%

BUDGET REPORT FO. .ASCA PARK DISTRICT
Fund: 07 RECREATION FOR THE HANDICAPPED

Calculations as of 04/30/2021

GL NUMBER	DESCRIPTION	2018-19 ACTIVITY	2019-20 ACTIVITY	2020-21 AMENDED BUDGET	2020-21 ACTIVITY THRU 04/30/21	2020-21 PROJECTED ACTIVITY	2021-22 SUPERVISOR BUDGET
ESTIMATED REVENUES							
TAX RECEIPTS							
07-10.00-410100	R/E TAX COLLECTIONS	203,049	208,587	216,324	215,636	216,324	227,189
07-10.00-410101	REIMBURSEMENT						
TAX RECEIPTS		203,049	208,587	216,324	215,636	216,324	227,189
MISC INCOME							
07-10.00-460100	MISC INCOME						
MISC INCOME							
TOTAL ESTIMATED REVENUES		203,049	208,587	216,324	215,636	216,324	227,189

BUDGET REPORT FO. ASCA PARK DISTRICT
Fund: 07 RECREATION FOR THE HANDICAPPED

Calculations as of 04/30/2021

GL NUMBER	DESCRIPTION	2018-19 ACTIVITY	2019-20 ACTIVITY	2020-21 AMENDED BUDGET	2020-21 ACTIVITY THRU 04/30/21	2020-21 PROJECTED ACTIVITY	2021-22 SUPERVISOR BUDGET
APPROPRIATIONS							
CAPITAL EXPENDITURES							
07-10.00-512900	PROJECT SALARY/WAGES						
07-10.00-512900-POOLBATH	PROJECT SALARY/WAGES						
07-10.00-512900-RAYFBIRD	PROJECT SALARY/WAGES						
07-10.00-521304	ADA CAPITAL PROJECTS						25,000
07-10.00-521499-POOLBATH	PROJECT-TOTAL EXPENSE			400,000		300,000	100,000
07-10.00-521499-RAYFBIRD	PROJECT-TOTAL EXPENSE						
07-10.00-521500	ARCHITECT/ENGINEERING PROJECT EXP						
07-10.00-521500-POOLBATH	ARCHITECT/ENGINEERING PROJECT EXP		28,733		26,639		
07-10.00-521500-RAYFBIRD	ARCHITECT/ENGINEERING PROJECT EXP						
07-10.00-521501-POOLBATH	MISC CAPITAL PROJECT EXPENSES						
07-10.00-521501-RAYFBIRD	MISC CAPITAL PROJECT EXPENSES						
07-10.00-521700	CONSTRUCTION MANAGEMENT PROJECT E						
07-10.00-521700-POOLBATH	CONSTRUCTION MANAGEMENT PROJECT E				2,930		
07-10.00-521700-RAYFBIRD	CONSTRUCTION MANAGEMENT PROJECT E						
07-10.00-521800	CONTRACTOR PROJECT PAYOUTS						
07-10.00-521800-POOLBATH	CONTRACTOR PROJECT PAYOUTS				197,751		
07-10.00-521800-RAYFBIRD	CONTRACTOR PROJECT PAYOUTS						
07-10.00-530400	PROJECT EQUIPMENT/SUPPLIES EXPENS						
07-10.00-530400-POOLBATH	PROJECT EQUIPMENT/SUPPLIES EXPENS						
07-10.00-530400-RAYFBIRD	PROJECT EQUIPMENT/SUPPLIES EXPENS						
CAPITAL EXPENDITURES			28,733	400,000	227,320	300,000	125,000
CONTRACTUAL SERVICES							
07-10.00-521300	NEDSRA PAYMENTS	89,228	90,923	93,014	93,014	93,014	94,815
07-10.00-521301	MISC ADA	760	1,000	4,000			4,000
CONTRACTUAL SERVICES		89,988	91,923	97,014	93,014	93,014	98,815
MISCELLANEOUS EXPENSES							
07-10.00-520400	MISCELLANEOUS EXPENSES	352	1,847	2,000	70	39	
07-10.00-521302	SCHOLARSHIP			1,000			1,000
07-10.00-521303	PROGRAM INCLUSION	850	1,268	1,500			1,500
07-10.00-521305	MISC ADMINISTRATIVE EXPENSES						
MISCELLANEOUS EXPENSES		1,202	3,115	4,500	70	39	2,500
TOTAL APPROPRIATIONS		91,190	123,771	501,514	320,404	393,053	226,315
NET OF REVENUES/APPROPRIATIONS - FUND 07		111,859	84,816	(285,190)	(104,768)	(176,729)	874
BEGINNING FUND BALANCE		(21,225)	90,634	175,449	175,449	175,449	(1,280)
ENDING FUND BALANCE		90,634	175,450	(109,741)	70,681	(1,280)	(406)

BUDGET REPORT FO. ASCA PARK DISTRICT

Fund: 12 CAPITAL IMPROVEMENT FUND

Calculations as of 04/30/2021

GL NUMBER	DESCRIPTION	2018-19 ACTIVITY	2019-20 ACTIVITY	2020-21 AMENDED BUDGET	2020-21 ACTIVITY THRU 04/30/21	2020-21 PROJECTED ACTIVITY	2021-22 SUPERVISOR BUDGET
ESTIMATED REVENUES							
INTEREST							
12-10.00-430100	INTEREST INCOME	24,455	42,077		8,756	9,000	
12-10.00-430100-POOLBATH	INTEREST INCOME						
12-10.00-430100-RAYFBIRD	INTEREST INCOME						
INTEREST		24,455	42,077		8,756	9,000	
MISC INCOME							
12-10.00-460500	DEVELOPER CONTRIBUTIONS	4,140		5,000			
12-10.00-461000	TRANSFER FROM CORPORATE						
12-10.00-461100	BOND ISSUE PROCEEDS	2,500,000					
12-10.00-461200	JOINT PROJECT CONTRIBUTIONS						
12-10.00-461300	GRANT MONEY INCOME	181,750					
12-10.00-461300-MILLROAD	GRANT MONEY INCOME			308,000	308,000	308,000	
12-10.00-461300-POOLBATH	GRANT MONEY INCOME			400,000	200,000	200,000	200,000
12-10.00-461300-RAYFBIRD	GRANT MONEY INCOME						
12-10.00-461300-SBNCRENO	GRANT MONEY INCOME			335,000			335,000
12-10.00-461400	DONATIONS						
12-10.00-461400-SBNCRENO	DONATIONS		2,500		43,210	43,210	
MISC INCOME		2,685,890	2,500	1,048,000	551,210	551,210	535,000
TOTAL ESTIMATED REVENUES		2,710,345	44,577	1,048,000	559,966	560,210	535,000

BUDGET REPORT FOR ITASCA PARK DISTRICT
Fund: 12 CAPITAL IMPROVEMENT FUND
Calculations as of 04/30/2021

GL NUMBER	DESCRIPTION	2018-19 ACTIVITY	2019-20 ACTIVITY	2020-21 AMENDED BUDGET	2020-21 ACTIVITY THRU 04/30/21	2020-21 PROJECTED ACTIVITY	2021-22 SUPERVISOR BUDGET
APPROPRIATIONS							
CAPITAL EXPENDITURES							
12-10.00-512900	PROJECT SALARY/WAGES						
12-10.00-512900-POOLBATH	PROJECT SALARY/WAGES						
12-10.00-512900-POOLZERO	PROJECT SALARY/WAGES						
12-10.00-512900-RAYFBIRD	PROJECT SALARY/WAGES						
12-10.00-512900-SBNCRENO	PROJECT SALARY/WAGES						
12-10.00-521499	PROJECT-TOTAL EXPENSE						
12-10.00-521499-HIST BAL	PROJECT-TOTAL EXPENSE						
12-10.00-521499-POOLBATH	PROJECT-TOTAL EXPENSE			2,900,000		1,752,000	1,148,000
12-10.00-521499-POOLZERO	PROJECT-TOTAL EXPENSE			195,000		35,143	159,857
12-10.00-521499-RAYFBIRD	PROJECT-TOTAL EXPENSE						
12-10.00-521499-SBNCRENO	PROJECT-TOTAL EXPENSE			325,000		327,860	
12-10.00-521500	ARCHITECT/ENGINEERING PROJECT EXP						
12-10.00-521500-POOLBATH	ARCHITECT/ENGINEERING PROJECT EXP		166,085				
12-10.00-521500-POOLZERO	ARCHITECT/ENGINEERING PROJECT EXP						
12-10.00-521500-RAYFBIRD	ARCHITECT/ENGINEERING PROJECT EXP	412					
12-10.00-521500-SBNCRENO	ARCHITECT/ENGINEERING PROJECT EXP		23,310		7,080		
12-10.00-521501-POOLBATH	MISC CAPITAL PROJECT EXPENSES		17,449		25,104		
12-10.00-521501-POOLZERO	MISC CAPITAL PROJECT EXPENSES						
12-10.00-521501-RAYFBIRD	MISC CAPITAL PROJECT EXPENSES		1,500				
12-10.00-521501-SBNCRENO	MISC CAPITAL PROJECT EXPENSES						
12-10.00-521502-MILLROAD	LAND AQUISITION		622,562				
12-10.00-521700	CONSTRUCTION MANAGEMENT PROJECT E						
12-10.00-521700-POOLBATH	CONSTRUCTION MANAGEMENT PROJECT E				143,635		
12-10.00-521700-POOLZERO	CONSTRUCTION MANAGEMENT PROJECT E						
12-10.00-521700-RAYFBIRD	CONSTRUCTION MANAGEMENT PROJECT E						
12-10.00-521700-SBNCRENO	CONSTRUCTION MANAGEMENT PROJECT E						
12-10.00-521800	CONTRACTOR PROJECT PAYOUTS						
12-10.00-521800-POOLBATH	CONTRACTOR PROJECT PAYOUTS				1,198,767		
12-10.00-521800-POOLZERO	CONTRACTOR PROJECT PAYOUTS						
12-10.00-521800-RAYFBIRD	CONTRACTOR PROJECT PAYOUTS	6,331					
12-10.00-521800-SBNCRENO	CONTRACTOR PROJECT PAYOUTS		20,100		275,799		
12-10.00-530400	PROJECT EQUIPMENT/SUPPLIES EXPENS						
12-10.00-530400-POOLBATH	PROJECT EQUIPMENT/SUPPLIES EXPENS				35,143		
12-10.00-530400-POOLZERO	PROJECT EQUIPMENT/SUPPLIES EXPENS						
12-10.00-530400-RAYFBIRD	PROJECT EQUIPMENT/SUPPLIES EXPENS						
12-10.00-530400-SBNCRENO	PROJECT EQUIPMENT/SUPPLIES EXPENS						
12-10.00-610600	MISC BLDG - PARKS						
12-10.00-612100	PEACOCK PARK RENOVATION						
12-10.00-612200	REC CTR CAPITAL PROJECTS						
12-10.00-613700	PARK CAPITAL	18,748	70,541	25,000	13,804	15,000	25,000
CAPITAL EXPENDITURES		25,491	921,547	3,445,000	1,699,332	2,130,003	1,332,857
MISCELLANEOUS EXPENSES							
12-10.00-520400	MISCELLANEOUS EXPENSES						
MISCELLANEOUS EXPENSES							
TOTAL APPROPRIATIONS		25,491	921,547	3,445,000	1,699,332	2,130,003	1,332,857
NET OF REVENUES/APPROPRIATIONS - FUND 12		2,684,854	(876,970)	(2,397,000)	(1,139,366)	(1,569,793)	(797,857)
BEGINNING FUND BALANCE		1,455,467	4,140,321	3,263,351	3,263,351	3,263,351	1,693,558
ENDING FUND BALANCE		4,140,321	3,263,351	866,351	2,123,985	1,693,558	895,701

Itasca Park District – Current Bonds 4/14/2021

Looking to get ahead of things this year, the District will need to have funds raised through a bond issue not later than December 30, 2021, so that suggests a November bond ordinance adoption. Working backwards, the Board would need to hold a BINA Hearing and review the issue first. This year's issuance may not have any new funds in it – but will need to be issued to pay the debt certificates owned by Itasca State Bank.

Levy Year	Series 2006B Refunding Park Bonds	Series 2015 Refunding Park Bonds	Series 2016 Limited Park Bonds	Series 2019 Limited Park Bonds	Total Bond Levies
2019	$ -	$ 441,817	$ 464,783	$ 16,785	$ 923,385
2020	800,000	76,755			876,755
2021	-	-	-	223,118	223,118
2022	-	-	-	224,004	224,004
2023	-	-	-	494,735	494,735
2024	-	-	-	503,305	503,305
2025	-	-	-	510,849	510,849
2026	-	-	-	252,325	252,325
Totals	$ 800,000.00	$ 518,572.00	$ 464,782.50	$ 1,972,796.00	$ 3,756,150.50

BUDGET REPORT FO. ASCA PARK DISTRICT

Fund: 08 MUSEUM FUND

Calculations as of 04/30/2021

GL NUMBER	DESCRIPTION	2018-19 ACTIVITY	2019-20 ACTIVITY	2020-21 AMENDED BUDGET	2020-21 ACTIVITY THRU 04/30/21	2020-21 PROJECTED ACTIVITY	2021-22 SUPERVISOR BUDGET
ESTIMATED REVENUES							
TAX RECEIPTS							
08-70.00-410100	R/E TAX COLLECTIONS	20,305					
TAX RECEIPTS		20,305					
MISC INCOME							
08-70.00-460200	VILLAGE FACILITY OPERATIONS SPONS	15,000	15,000	15,000	15,000	15,000	15,000
08-70.00-461300	GRANT MONEY INCOME	1,150					
08-70.00-461400	DONATIONS		75	75			50
MISC INCOME		16,150	15,075	15,075	15,000	15,000	15,050
PROGRAM REVENUE							
08-70.00-491000	MUSEUM PROGRAM REVENUE	230		720			660
PROGRAM REVENUE		230		720			660
TOTAL ESTIMATED REVENUES		36,685	15,075	15,795	15,000	15,000	15,710

BUDGET REPORT FO. .ASCA PARK DISTRICT

Fund: 08 MUSEUM FUND

Calculations as of 04/30/2021

GL NUMBER	DESCRIPTION	2018-19 ACTIVITY	2019-20 ACTIVITY	2020-21 AMENDED BUDGET	2020-21 ACTIVITY THRU 04/30/21	2020-21 PROJECTED ACTIVITY	2021-22 SUPERVISOR BUDGET
APPROPRIATIONS							
SALARIES							
08-70.00-510707	MUSEUM PUBLIC HR/CURATOR WAGES	10,841	10,212	15,000			15,000
SALARIES		10,841	10,212	15,000			15,000
CAPITAL EXPENDITURES							
08-70.00-610200	DEPOT IMPROVEMENTS	788	429	10,000	981	1,000	8,000
CAPITAL EXPENDITURES		788	429	10,000	981	1,000	8,000
MISCELLANEOUS EXPENSES							
08-70.00-520400	MISCELLANEOUS EXPENSES	225		2,500	225	225	2,000
08-70.00-560000	GRANT PROJECTS	1,105					
08-70.00-560700	DIGITIZATION PROJECT WAGES	8,637	825	20,000			10,000
MISCELLANEOUS EXPENSES		9,967	825	22,500	225	225	12,000
UTILITIES							
08-70.00-540100	NATURAL GAS	636	686	1,000	646	850	1,000
08-70.00-540200	ELECTRIC	1,733	1,807	2,000	1,531	1,800	2,000
08-70.00-540400	TELEPHONE/INTERNET	1,213	1,571	2,000	1,016	1,200	2,000
UTILITIES		3,582	4,064	5,000	3,193	3,850	5,000
PARKS & FACILITY MAINT							
08-70.00-570102	SECURITY/ALARM SYSTEM SERVICE	2,590	1,731	2,500	2,030	2,300	2,500
PARKS & FACILITY MAINT		2,590	1,731	2,500	2,030	2,300	2,500
PROGRAM EXPENSE							
08-70.00-591000	MUSEUM STAFF WAGES-PROGRAMMING			75			72
08-70.00-592000	MUSEUM PROGRAM SUPPLIES	260	50	325			295
08-70.00-595000	MUSEUM CONTRACTUAL EXPENSES						
PROGRAM EXPENSE		260	50	400			367
TOTAL APPROPRIATIONS		28,028	17,311	55,400	6,429	7,375	42,867
NET OF REVENUES/APPROPRIATIONS - FUND 08		8,657	(2,236)	(39,605)	8,571	7,625	(27,157)
BEGINNING FUND BALANCE		85,369	94,027	91,790	91,790	91,790	99,415
ENDING FUND BALANCE		94,026	91,791	52,185	100,361	99,415	72,258

BUDGET REPORT FO. ASCA PARK DISTRICT

Fund: 09 SOCIAL SECURITY FUND

Calculations as of 04/30/2021

GL NUMBER	DESCRIPTION	2018-19 ACTIVITY	2019-20 ACTIVITY	2020-21 AMENDED BUDGET	2020-21 ACTIVITY THRU 04/30/21	2020-21 PROJECTED ACTIVITY	2021-22 SUPERVISOR BUDGET
ESTIMATED REVENUES							
TAX RECEIPTS							
09-10.00-410100	R/E TAX COLLECTIONS	109,139	94,386	114,652	114,287	114,655	88,036
TAX RECEIPTS		109,139	94,386	114,652	114,287	114,655	88,036
TOTAL ESTIMATED REVENUES		109,139	94,386	114,652	114,287	114,655	88,036

BUDGET REPORT FOR ASCA PARK DISTRICT
Fund: 09 SOCIAL SECURITY FUND
Calculations as of 04/30/2021

GL NUMBER	DESCRIPTION	2018-19 ACTIVITY	2019-20 ACTIVITY	2020-21 AMENDED BUDGET	2020-21 ACTIVITY THRU 04/30/21	2020-21 PROJECTED ACTIVITY	2021-22 SUPERVISOR BUDGET
APPROPRIATIONS							
MISCELLANEOUS EXPENSES							
09-10.00-560300	SOCIAL SECURITY/MEDICARE	100,604	109,552	90,000	70,263	73,000	115,000
MISCELLANEOUS EXPENSES		100,604	109,552	90,000	70,263	73,000	115,000
TOTAL APPROPRIATIONS		100,604	109,552	90,000	70,263	73,000	115,000
NET OF REVENUES/APPROPRIATIONS - FUND 09		8,535	(15,166)	24,652	44,024	41,655	(26,964)
	BEGINNING FUND BALANCE	14,486	23,021	7,855	7,855	7,855	49,510
	ENDING FUND BALANCE	23,021	7,855	32,507	51,879	49,510	22,546

BUDGET REPORT FO ASCA PARK DISTRICT
Fund: 10 AUDIT FUND
Calculations as of 04/30/2021

GL NUMBER	DESCRIPTION	2018-19 ACTIVITY	2019-20 ACTIVITY	2020-21 AMENDED BUDGET	2020-21 ACTIVITY THRU 04/30/21	2020-21 PROJECTED ACTIVITY	2021-22 SUPERVISOR BUDGET
ESTIMATED REVENUES							
TAX RECEIPTS							
10-10.00-410100	R/E TAX COLLECTIONS	11,675	13,558	12,979	12,938	12,979	14,199
TAX RECEIPTS		11,675	13,558	12,979	12,938	12,979	14,199
TOTAL ESTIMATED REVENUES		11,675	13,558	12,979	12,938	12,979	14,199

BUDGET REPORT FO. ASCA PARK DISTRICT

Fund: 10 AUDIT FUND

Calculations as of 04/30/2021

GL NUMBER	DESCRIPTION	2018-19 ACTIVITY	2019-20 ACTIVITY	2020-21 AMENDED BUDGET	2020-21 ACTIVITY THRU 04/30/21	2020-21 PROJECTED ACTIVITY	2021-22 SUPERVISOR BUDGET
APPROPRIATIONS							
CONTRACTUAL SERVICES							
10-10.00-521400	AUDIT EXPENSES	12,250	12,000	13,500	14,000	14,000	20,000
CONTRACTUAL SERVICES		12,250	12,000	13,500	14,000	14,000	20,000
TOTAL APPROPRIATIONS		12,250	12,000	13,500	14,000	14,000	20,000
NET OF REVENUES/APPROPRIATIONS - FUND 10		(575)	1,558	(521)	(1,062)	(1,021)	(5,801)
BEGINNING FUND BALANCE		633	58	1,616	1,616	1,616	595
ENDING FUND BALANCE		58	1,616	1,095	554	595	(5,206)

BUDGET REPORT ITASCA PARK DISTRICT
Fund: 11 INSURANCE FUND
Calculations as of 04/30/2021

GL NUMBER	DESCRIPTION	2018-19 ACTIVITY	2019-20 ACTIVITY	2020-21 AMENDED BUDGET	2020-21 ACTIVITY THRU 04/30/21	2020-21 PROJECTED ACTIVITY	2021-22 SUPERVISOR BUDGET
ESTIMATED REVENUES							
TAX RECEIPTS							
11-10.00-410100	R/E TAX COLLECTIONS	50,762	52,147	48,673	48,518	48,673	66,453
TAX RECEIPTS		50,762	52,147	48,673	48,518	48,673	66,453
MISC INCOME							
11-10.00-460650	INSURANCE CLAIM REIMBURSEMENTS						
11-10.00-460800	REIMBURSEMENTS	3,840	4,275	4,275	2,425	2,425	3,000
MISC INCOME		3,840	4,275	4,275	2,425	2,425	3,000
TOTAL ESTIMATED REVENUES		54,602	56,422	52,948	50,943	51,098	69,453

BUDGET REPORT FO. ASCA PARK DISTRICT

Fund: 11 INSURANCE FUND

Calculations as of 04/30/2021

GL NUMBER	DESCRIPTION	2018-19 ACTIVITY	2019-20 ACTIVITY	2020-21 AMENDED BUDGET	2020-21 ACTIVITY THRU 04/30/21	2020-21 PROJECTED ACTIVITY	2021-22 SUPERVISOR BUDGET
APPROPRIATIONS							
SALARIES							
11-10.00-550700	RISK MANAGEMENT WAGES						
SALARIES							
CONTRACTUAL SERVICES							
11-10.00-550100	LIABILITY INSURANCE PREMIUMS	41,924	43,697	47,000	48,816	48,816	52,000
11-10.00-550400	AQUATIC SAFETY OPERATIONAL AUDITS	2,700	2,775	2,775	925	925	3,000
11-10.00-550500	BACKGROUND CKS/PHYSICALS	3,438	3,277	6,000	867	1,000	6,000
CONTRACTUAL SERVICES		48,062	49,749	55,775	50,608	50,741	61,000
MISCELLANEOUS EXPENSES							
11-10.00-520600	CONFERENCE, SEMINARS & TRAINING	4,942	2,090	5,000	90	90	2,000
11-10.00-520650	INSURANCE CLAIM EXPENSES						
MISCELLANEOUS EXPENSES		4,942	2,090	5,000	90	90	2,000
MATERIALS AND SUPPLIES							
11-10.00-530500	SAFETY EQUIPMENT & SUPPLIES	2,510	7,671	7,000	9,992	10,000	10,000
MATERIALS AND SUPPLIES		2,510	7,671	7,000	9,992	10,000	10,000
TOTAL APPROPRIATIONS		55,514	59,510	67,775	60,690	60,831	73,000
NET OF REVENUES/APPROPRIATIONS - FUND 11		(912)	(3,088)	(14,827)	(9,747)	(9,733)	(3,547)
BEGINNING FUND BALANCE		22,781	21,869	18,780	18,780	18,780	9,047
ENDING FUND BALANCE		21,869	18,781	3,953	9,033	9,047	5,500

BUDGET REPORT FO. .ASCA PARK DISTRICT

Fund: 13 PAVING & LIGHTING FUND

Calculations as of 04/30/2021

GL NUMBER	DESCRIPTION	2018-19 ACTIVITY	2019-20 ACTIVITY	2020-21 AMENDED BUDGET	2020-21 ACTIVITY THRU 04/30/21	2020-21 PROJECTED ACTIVITY	2021-22 SUPERVISOR BUDGET
ESTIMATED REVENUES							
TAX RECEIPTS							
13-10.00-410100	R/E TAX COLLECTIONS	23,351	26,073	26,500	26,415	26,500	28,399
TAX RECEIPTS		23,351	26,073	26,500	26,415	26,500	28,399
TOTAL ESTIMATED REVENUES		23,351	26,073	26,500	26,415	26,500	28,399

BUDGET REPORT FO. ASCA PARK DISTRICT
Fund: 13 PAVING & LIGHTING FUND
Calculations as of 04/30/2021

GL NUMBER	DESCRIPTION	2018-19 ACTIVITY	2019-20 ACTIVITY	2020-21 AMENDED BUDGET	2020-21 ACTIVITY THRU 04/30/21	2020-21 PROJECTED ACTIVITY	2021-22 SUPERVISOR BUDGET
APPROPRIATIONS							
CAPITAL EXPENDITURES							
13-10.00-521800-POOLBATH	CONTRACTOR PROJECT PAYOUTS						
13-10.00-610800	PAVING/LIGHTING PROJECTS	31,523	21,441	58,000		30,000	33,000
CAPITAL EXPENDITURES		31,523	21,441	58,000		30,000	33,000
TOTAL APPROPRIATIONS		31,523	21,441	58,000		30,000	33,000
NET OF REVENUES/APPROPRIATIONS - FUND 13		(8,172)	4,632	(31,500)	26,415	(3,500)	(4,601)
BEGINNING FUND BALANCE		9,506	1,334	5,966	5,966	5,966	2,466
ENDING FUND BALANCE		1,334	5,966	(25,534)	32,381	2,466	(2,135)

BUDGET REPORT FO. ASCA PARK DISTRICT

Fund: 14 BOND & INTEREST FUND

Calculations as of 04/30/2021

GL NUMBER	DESCRIPTION	2018-19 ACTIVITY	2019-20 ACTIVITY	2020-21 AMENDED BUDGET	2020-21 ACTIVITY THRU 04/30/21	2020-21 PROJECTED ACTIVITY	2021-22 SUPERVISOR BUDGET
ESTIMATED REVENUES							
TAX RECEIPTS							
14-10.00-410100	R/E TAX COLLECTIONS	864,483	895,882	933,436	930,469	933,436	886,036
TAX RECEIPTS		864,483	895,882	933,436	930,469	933,436	886,036
INTEREST							
14-10.00-430100	INTEREST INCOME	4,438	1,262				
INTEREST		4,438	1,262				
MISC INCOME							
14-10.00-461000	TRANSFER FROM CORPORATE		40,000	40,000	40,000	40,000	59,824
14-10.00-461100	BOND ISSUE PROCEEDS	30,000					
MISC INCOME		30,000	40,000	40,000	40,000	40,000	59,824
TOTAL ESTIMATED REVENUES		898,921	937,144	973,436	970,469	973,436	945,860

BUDGET REPORT FO. ASCA PARK DISTRICT

Fund: 14 BOND & INTEREST FUND

Calculations as of 04/30/2021

GL NUMBER	DESCRIPTION	2018-19 ACTIVITY	2019-20 ACTIVITY	2020-21 AMENDED BUDGET	2020-21 ACTIVITY THRU 04/30/21	2020-21 PROJECTED ACTIVITY	2021-22 SUPERVISOR BUDGET
APPROPRIATIONS							
CONTRACTUAL SERVICES							
14-10.00-521100	NON-REF G/O BONDS	456,433	521,123	531,311	531,311	531,311	859,824
14-10.00-521200	BOND COSTS	30,803	1,605	308	803	803	9,281
14-10.00-521201	POOL BONDS	406,153	419,617	441,817	441,817	441,817	76,755
CONTRACTUAL SERVICES		893,389	942,345	973,436	973,931	973,931	945,860
TOTAL APPROPRIATIONS		893,389	942,345	973,436	973,931	973,931	945,860
NET OF REVENUES/APPROPRIATIONS - FUND 14		5,532	(5,201)		(3,462)	(495)	
BEGINNING FUND BALANCE		419	5,951	751	751	751	256
ENDING FUND BALANCE		5,951	750	751	(2,711)	256	256

BUDGET REPORT FOR ITASCA PARK DISTRICT
Fund: 15 IMRF
Calculations as of 04/30/2021

GL NUMBER	DESCRIPTION	2018-19 ACTIVITY	2019-20 ACTIVITY	2020-21 AMENDED BUDGET	2020-21 ACTIVITY THRU 04/30/21	2020-21 PROJECTED ACTIVITY	2021-22 SUPERVISOR BUDGET
ESTIMATED REVENUES							
TAX RECEIPTS							
15-10.00-410100	R/E TAX COLLECTIONS	121,830	135,582	199,018	198,385	199,018	181,751
TAX RECEIPTS		121,830	135,582	199,018	198,385	199,018	181,751
TOTAL ESTIMATED REVENUES		121,830	135,582	199,018	198,385	199,018	181,751

BUDGET REPORT FO ASCA PARK DISTRICT

Fund: 15 IMRF

Calculations as of 04/30/2021

GL NUMBER	DESCRIPTION	2018-19 ACTIVITY	2019-20 ACTIVITY	2020-21 AMENDED BUDGET	2020-21 ACTIVITY THRU 04/30/21	2020-21 PROJECTED ACTIVITY	2021-22 SUPERVISOR BUDGET
APPROPRIATIONS							
MISCELLANEOUS EXPENSES							
15-10.00-560301	IMRF EMPLOYER CONTRIBUTION	76,733	77,341	85,000	78,463	85,500	90,000
15-10.00-560302	IMRF ADDITIONAL LIABILITY PAYMENT		115,000	125,000		125,000	90,000
MISCELLANEOUS EXPENSES		76,733	192,341	210,000	78,463	210,500	180,000
TOTAL APPROPRIATIONS		76,733	192,341	210,000	78,463	210,500	180,000
NET OF REVENUES/APPROPRIATIONS - FUND 15		45,097	(56,759)	(10,982)	119,922	(11,482)	1,751
BEGINNING FUND BALANCE		32,791	77,887	21,128	21,128	21,128	9,646
ENDING FUND BALANCE		77,888	21,128	10,146	141,050	9,646	11,397

BUDGET REPORT FO ASCA PARK DISTRICT
Fund: 17 SCHER TRUST FUND
Calculations as of 04/30/2021

GL NUMBER	DESCRIPTION	2018-19 ACTIVITY	2019-20 ACTIVITY	2020-21 AMENDED BUDGET	2020-21 ACTIVITY THRU 04/30/21	2020-21 PROJECTED ACTIVITY	2021-22 SUPERVISOR BUDGET
ESTIMATED REVENUES							
INTEREST							
17-10.00-430100	INTEREST INCOME	11	13		8	8	
INTEREST		11	13		8	8	
TOTAL ESTIMATED REVENUES		11	13		8	8	

BUDGET REPORT FO. ASCA PARK DISTRICT

Fund: 17 SCHER TRUST FUND

Calculations as of 04/30/2021

GL NUMBER	DESCRIPTION	2018-19 ACTIVITY	2019-20 ACTIVITY	2020-21 AMENDED BUDGET	2020-21 ACTIVITY THRU 04/30/21	2020-21 PROJECTED ACTIVITY	2021-22 SUPERVISOR BUDGET
APPROPRIATIONS							
CAPITAL EXPENDITURES							
17-10.00-614100	SPECIAL PROJECTS-CAPITAL			8,822		8,830	
CAPITAL EXPENDITURES				8,822		8,830	
TOTAL APPROPRIATIONS				8,822		8,830	
NET OF REVENUES/APPROPRIATIONS - FUND 17		11	13	(8,822)	8	(8,822)	
BEGINNING FUND BALANCE		8,800	8,811	8,824	8,824	8,824	2
ENDING FUND BALANCE		8,811	8,824	2	8,832	2	2
ESTIMATED REVENUES - ALL FUNDS		6,970,446	4,375,670	5,694,007	3,990,785	4,040,892	4,820,331
APPROPRIATIONS - ALL FUNDS		3,989,197	5,583,769	8,788,595	4,707,971	5,684,723	5,822,209
NET OF REVENUES/APPROPRIATIONS - ALL FUNDS		2,981,249	(1,208,099)	(3,094,588)	(717,186)	(1,643,831)	(1,001,878)
BEGINNING FUND BALANCE - ALL FUNDS		3,007,658	5,988,908	4,780,817	4,780,817	4,780,817	3,136,986
ENDING FUND BALANCE - ALL FUNDS		5,988,907	4,780,809	1,686,229	4,063,631	3,136,986	2,135,108

Health Insurance Overview

	Expenses	Staff Contributions	Net Expense to District	
2000	$ 50,104.45		$ 50,104.45	
2001	$ 64,271.78		$ 64,271.78	
2002	$ 72,135.23		$ 72,135.23	
2003	$ 81,585.21		$ 81,585.21	
2004	$ 91,903.73		$ 91,903.73	
2005/2006	$ 69,645.00	$ 12,096.00	$ 57,549.00	
2006/2007	$ 74,123.00	$ 11,806.00	$ 62,317.00	
2007/2008	$ 80,425.00	$ 15,288.00	$ 65,137.00	
2008/2009	$ 69,081.00	$ 13,667.00	$ 55,414.00	
2009/2010	$ 79,583.00	$ 15,495.00	$ 64,088.00	
2010/2011	$ 91,586.00	$ 17,692.00	$ 73,894.00	
2011/2012	$ 109,548.47	$ 20,799.00	$ 88,749.47	
2012/2013	$ 110,324.00	$ 21,558.00	$ 88,766.00	
2013/2014	$ 90,727.00	$ 18,725.00	$ 72,002.00	
2014/2015	$ 60,998.53	$ 12,637.81	$ 48,360.72	
2015/2016	$ 82,769.00	$ 19,558.00	$ 63,211.00	
2016/2017	$ 154,811.05	$ 32,195.81	$ 122,615.24	
2017/2018	$ 166,386.00	$ 29,902.00	$ 136,484.00	
2018/2019	$ 128,932.00	$ 25,626.00	$ 103,306.00	
2019/2020	$ 133,919.21	$ 22,532.16	$ 111,387.05	
2020/2021	$ 83,975.00	$ 14,700.00	$ 69,275.00	*Projected Year End
2021/2022	$ 178,000.00	$ 35,000.00	$ 143,000.00	

**Health Insurance is discussed at the October Board Meeting, after PDRMA sets the new rates and changes to the health plan. Please note that the proposed FY21/22 projected amounts are based upon the CURRENT staff census, plus a 5% increase as of January 1, 2022. As of 10/20 there are 5 of 13 FT positions on the health plan.